

204700

Data Structure and Programming Languages

Jakarin Chawachat

From: <http://ocw.mit.edu/courses/electrical-engineering-and-computer-science/6-092-introduction-to-programming-in-java-january-iap-2010/index.htm>

Solution 1

```
public static int getMinIndex(int[] values) {  
    int minValue = Integer.MAX_VALUE;  
    int minIndex = -1;  
    for(int i=0; i<values.length; i++) {  
        if (values[i] <minValue) {  
            minValue = values[i];  
            minIndex = i;  
        }  
    }  
    return minIndex;  
}
```

Solution 2

```
public static int getSecondMinIndex(int[] values) {  
    int secondIdx = -1;  
    int minIdx = getMinIndex(values);  
    for(int i=0; i<values.length; i++) {  
        if (i == minIdx)  
            continue;  
        if (secondIdx == -1 || values[i] < values[secondIdx])  
            secondIdx = i;  
    }  
    return secondIdx;  
}
```

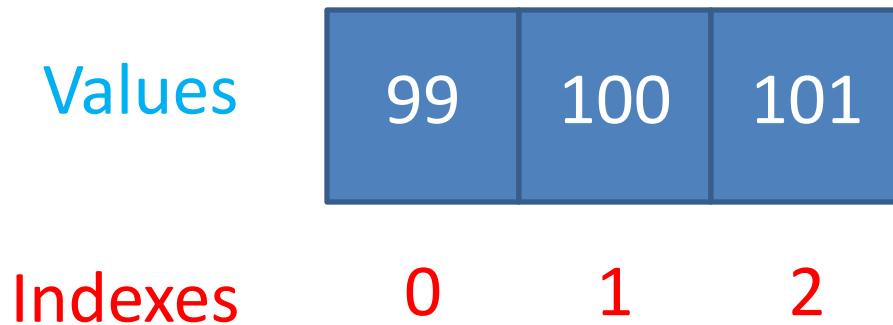
- What happens if values = {0}? values = {0, 0}? values = {0,1}?

Popular Issues 1

Array **Index** vs Array **Value**

```
int[] values = {99, 100, 101};
```

```
System.out.println(values[0] ); // 99
```



Popular Issues 2

Curly braces { ... } after `if/else`, `for/while`

```
for(int i=0; i<5; i++)  
    System.out.println("Hi");  
    System.out.println("Bye");
```

What does this print?

Popular Issues 3

Variable initialization

```
int getMinValue(int[] vals) {  
    int min = 0;  
    for (int i = 0; i < vals.length; i++) {  
        if (vals[i] < min) {  
            min = vals[i]  
        }  
    }  
}
```

Problem?

What if vals = {1,2,3}?

Set min = Integer.MAX_VALUE or vals[0]

Popular Issues 4

Variable Initialization – secondMinIndex

```
int minIdx = getMin(vals)
int secondIdx = 0;
for (int i = 0; i < vals.length; i++) {
    if (i == minIdx) continue;
    if (vals[i] < vals[secondIdx])
        secondIdx = i;
}
```

- What if vals = {0, 1, 2}?
-

Popular Issues 5

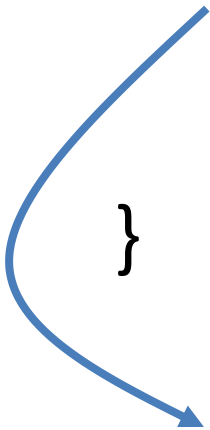
Defining a method inside a method

```
public static void main(String[] arguments) {
```

```
    public static void foobar () {
```

```
    }
```

```
}
```



Debugging Notes 1

Use `System.out.println` throughout your code to see what it's doing

```
for ( int i=0; i< vals.length; i++) {  
    if ( vals[i] < minVal) {  
        System.out.println("cur min: " + minVal);  
        System.out.println("new min: " + vals[i]);  
        minVal = vals[i];  
    }  
}
```

Debugging Notes 2

Formatting

- **Ctrl-shift-f** is your friend

```
for (int i =0; i <vals.length; i++) {  
    if (vals[i] < vals[minIdx]) {  
minIdx=i;}  
return minIdx;}
```

Is there a bug? Who knows! Hard to read

```
public class fibonacci {
    public static void fibo(int n){
        int a0=0;
        int a1=1;
        int count=2;
        System.out.print(a0+ " "+a1);
        while(count<n){
            int ans=a0+a1;
            System.out.print(" "+ans);
            a0=a1;
            a1=ans;
            count++;
        }
        System.out.println("");
    }
    public static void main(String[] args) {
        fibo(5);
        fibo(15);
        fibo(10);
    }
}
```

Outline

- Object oriented programming
- Defining Classes
- Using Classes
- References vs Values
- Static types and methods

Object oriented programming

- Represent the real world

Baby

Name

Sex

Weight

....

Object oriented programming

Objects group together

- Primitives (int, double, char, etc..)
- Objects (String, etc...)

Baby

String Name

boolean isMale

double weight

....

Why use classes?

Why not just primitives? 2 babies: Alex and David

```
// little baby alex
```

```
String nameAlex;
```

```
double weightAlex;
```

```
// little baby david
```

```
String nameDavid;
```

```
double weightDavid;
```

Why use classes?

Why not just primitives? 2 babies: Alex and David

```
// little baby alex
```

```
String nameAlex;
```

```
double weightAlex;
```

```
// little baby david
```

```
String nameDavid;
```

```
double weightDavid;
```

```
// little baby david
```

```
String nameDavid2;
```

```
double weightDavid2;
```

500 Babies?

David2?

Why use classes?



Baby 1

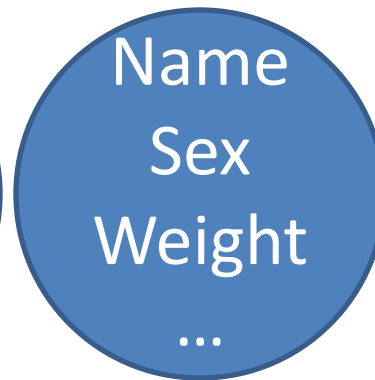
Why use classes?



Baby 1



Baby 2



Baby 3

497 more
Babies

DEFINING CLASSES

Class -overview

```
public class Baby {  
    String name;  
    boolean isMale;  
    double weight;  
    double decibels;  
    int numPoops = 0;  
  
    void poop() {  
        numPoops += 1;  
        System.out.println("Dear mother, " +  
            "I have pooped. Ready the diaper.");  
    }  
}
```

Class
Definition

Class - overview

```
Baby myBaby = new Baby();
```

Class
Instance

Declare a baby

```
public class Baby {
```



fields



methods

```
}
```

Note

- Class name are Capitalized
- 1 Class = 1 file
- Having a **main** method means the class can be run

Baby fields

```
public class Baby {
```

```
    TYPE var_name;
```

```
    Type var_name = some_value;
```

```
}
```


Baby fields

```
public class Baby {  
    String name;  
    double weight = 5.0;  
    boolean isMale;  
    int numPoops = 0;  
  
}
```

Baby Siblings?

```
public class Baby {  
    String name;  
    double weight = 5.0;  
    boolean isMale;  
    int numPoops = 0;  
    xxxxx yyyy;  
    Baby[] sibling;  
}
```

Let's make this baby!

```
Baby ourBaby = new Baby();
```

But what about it's name? it's sex?

Constructors

```
public class CLASSNAME{  
    CLASSNAME(){  
    }  
    CLASSNAME([ARGUMENTS]){  
    }  
}
```

```
CLASSNAME obj1 = new CLASSNAME();
```

```
CLASSNAME obj2 = new CLASSNAME([ARGUMENTS]);
```

Constructors

- Constructor name == the class name
- No return type – never returns anything
- Usually initialize fields
- All classes need at least one constructor
 - If you don't write one, defaults to

```
CLASSNAME () {  
}
```

Baby constructor

```
public class Baby {  
    String name;  
    boolean isMale;  
    Baby(String myname, boolean maleBaby){  
        name = myname;  
        isMale = maleBaby;  
    }  
}
```

Baby methods

```
public class Baby {  
    String name = "Slim Shady";  
    ...  
    void sayHi() {  
        System.out.println("Hi, my name is "+name);  
    }  
}
```

Baby methods

```
public class Baby {  
    double weigth = 5.0;  
    ...  
    void eat(double foodWeight) {  
        if(foodWeight >= 0 && foodWeight < weight){  
            weight = weight + foodWeight;  
        }  
    }  
}
```


Baby class

```
public class Baby {  
    String name;  
    double weight = 5.0;  
    boolean isMale;  
    int numPoops = 0;  
    Baby[] siblings;  
  
    void sayHi() {...}  
    void eat(double foodWeight) {...}  
}
```

USING CLASS

Classes and Instances

// class Definition

```
public class Baby {...}
```

//class Instances

```
Baby steven = new Baby("Steven Joel", true);
```

```
Baby king = new Baby("King Joel", true);
```

Accessing fields

- `Object.FIELDNAME`

```
Baby steven = new Baby("Steven Joel", true);
```

```
System.out.println(steven.name);
```

```
System.out.println(steven.numPoops);
```

Calling Methods

- `Objext.METHODNAME([ARGUMENTS])`

```
Baby steven = new Baby("Steven Joel", true);
```

```
steven.sayHi(); // "Hi, my name is Steven Joel"
```

```
steven.eat(1);
```

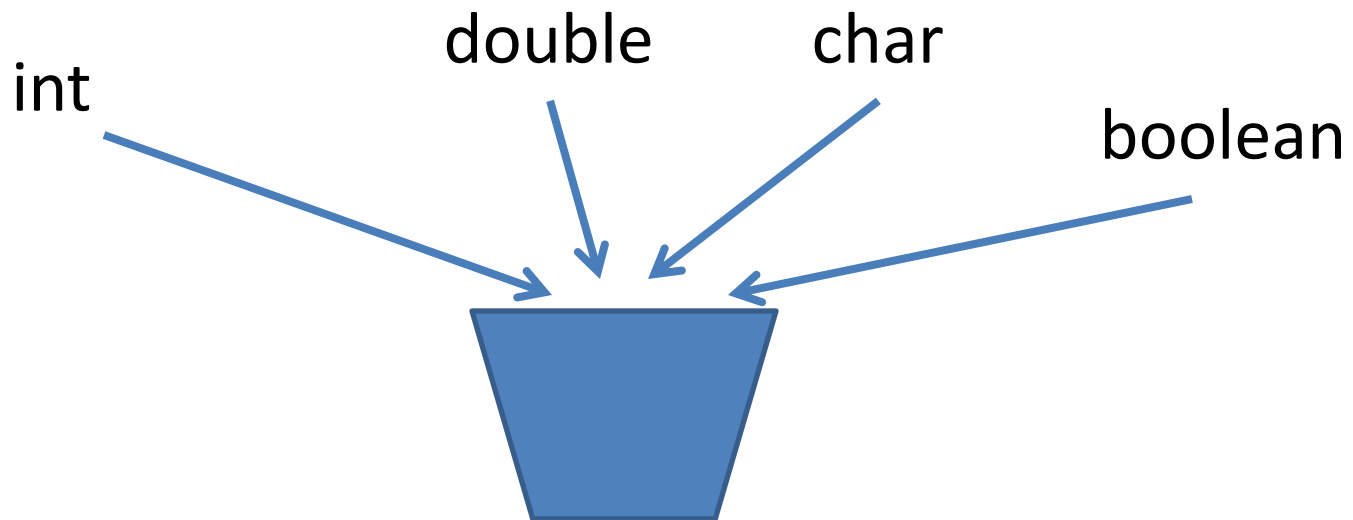
REFERENCE AND VALUES

Primitives and References

- Primitives types are basic java types
 - int, long, double, boolean, char, short, byte, float
 - The actual values are stored in this variable
- Reference types are arrays and objects
 - String, int[], Baby,...

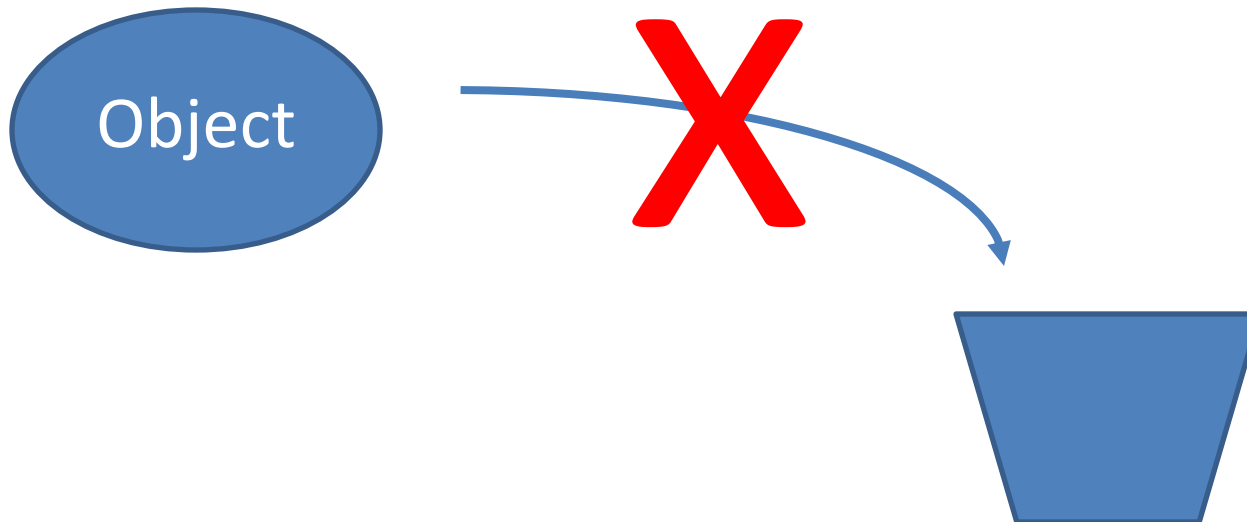
How java stores primitives

- Variables are like fixed size cups
- Primitives are small enough that they just fit into the cup



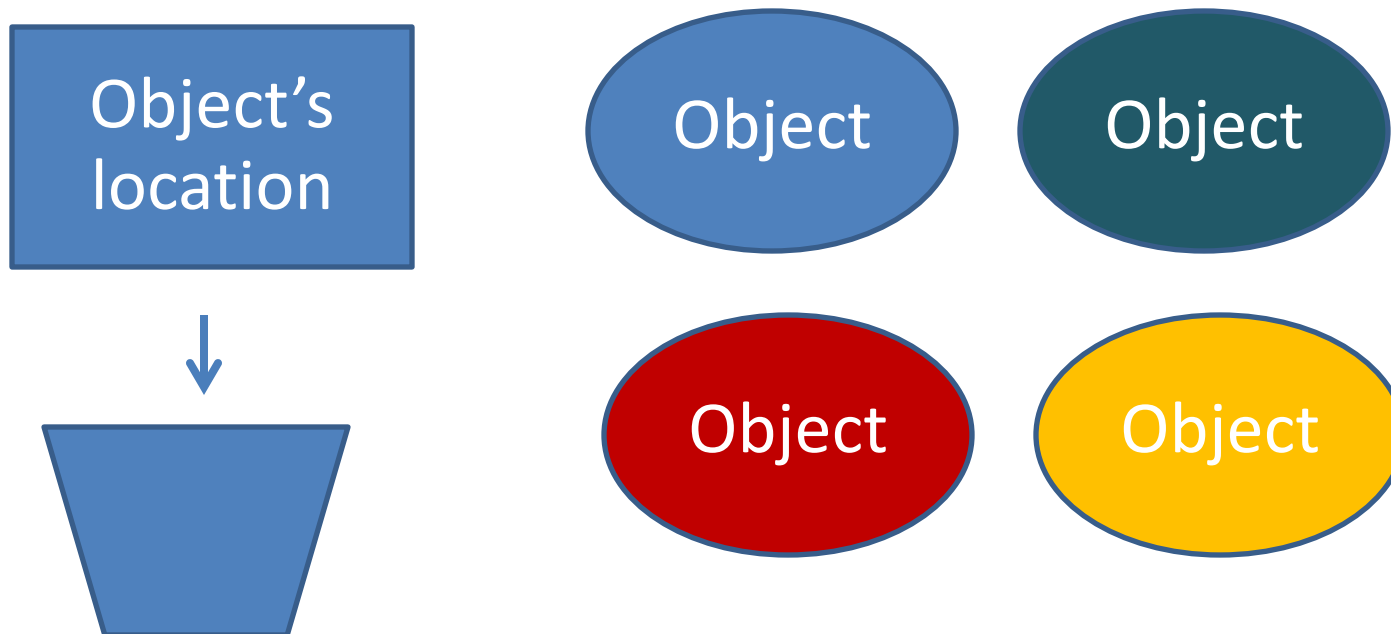
How java store objects

- Objects are too big to fit in a variable
 - stored somewhere else
 - Variable stores a number that locates the object



How java store objects

- Objects are too big to fit in a variable
 - stored somewhere else
 - Variable stores a number that locates the object



References

- The object's location is called reference
- == compares the references

```
Baby steven1 = new Baby('steven');
```

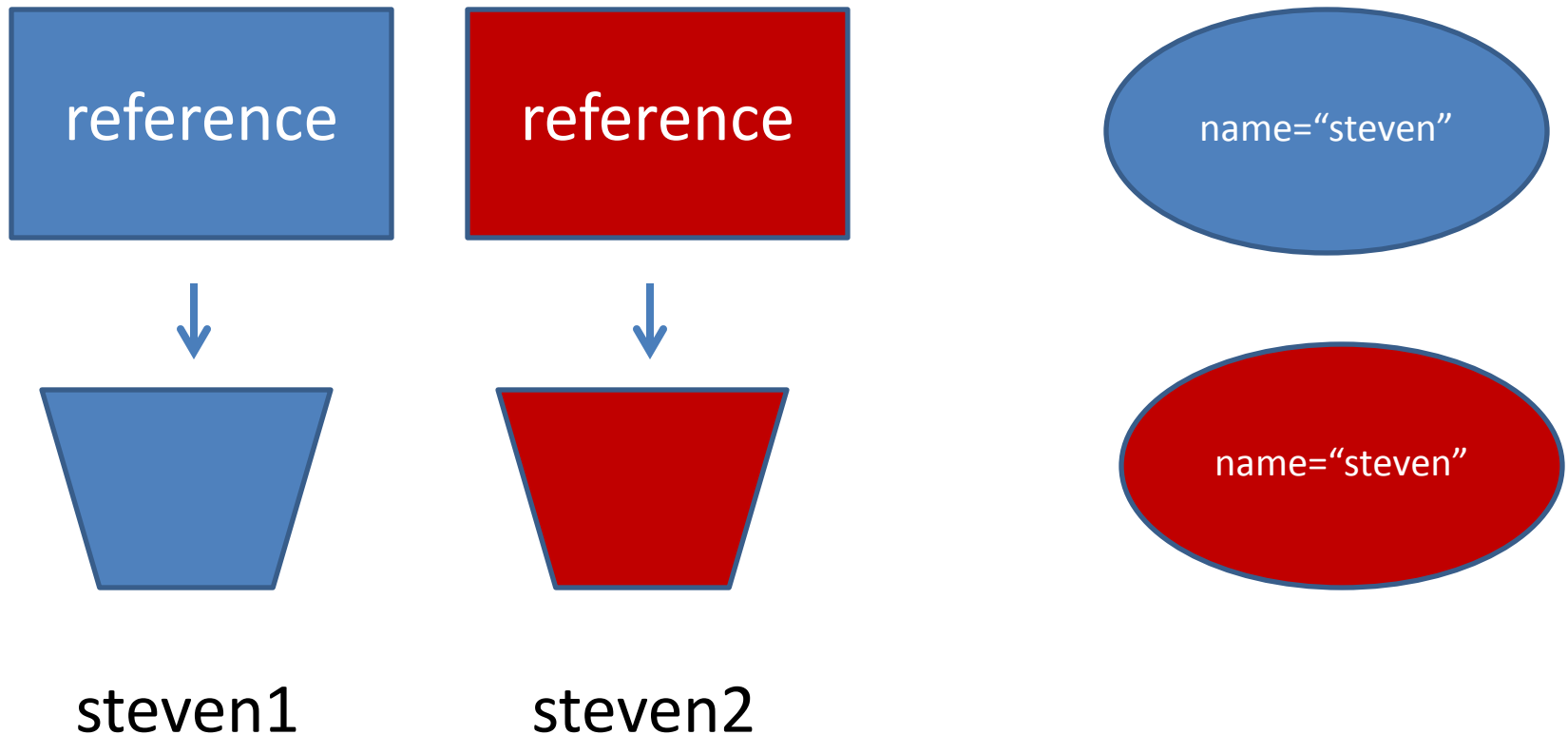
```
Baby steven2 = new Baby('steven');
```

Does steven1 == steven2?

No

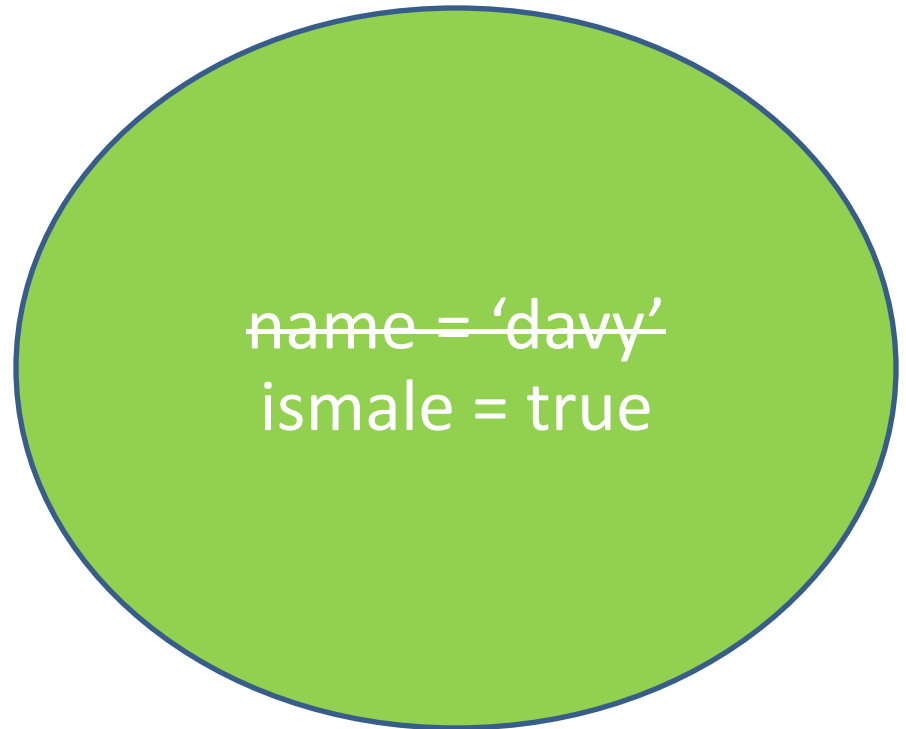
References

```
Baby steven1 = new Baby('steven');  
Baby steven2 = new Baby('steven');
```



References

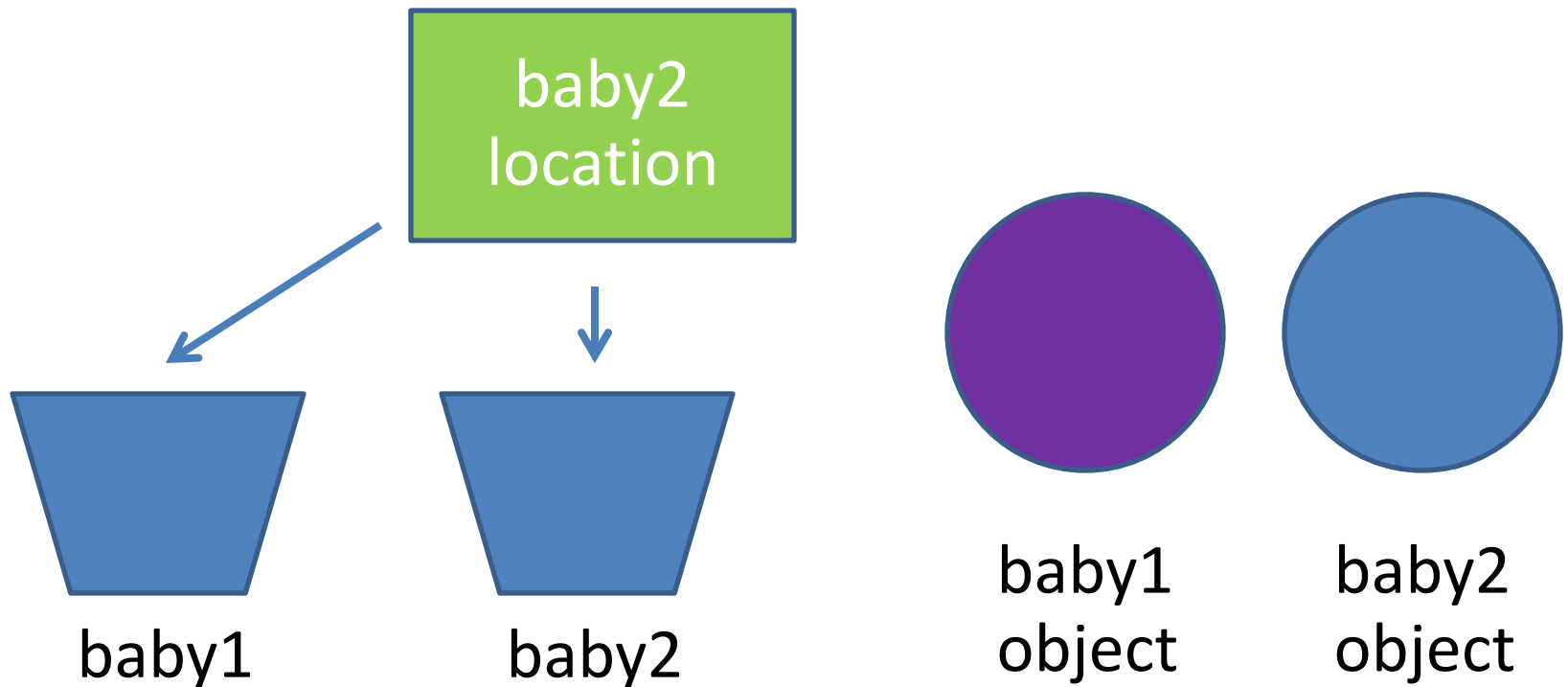
```
Baby mybaby = new Baby("davy", true);  
mybaby.name = "david";
```



References

Using = updates the reference.

`baby1 = baby2`



STATIC TYPES AND METHODS

static

- Applies to field and methods
- Means the field/method.
 - Is defined for the class declaration,
 - Is not unique for each instance.

static

```
public class Baby {  
    static int numBabiesMade = 0;  
}  
Baby.numBabiesMade = 100;  
Baby b1 = new Baby();  
Baby b2 = new Baby();  
Baby.numBabiesMade=2;
```

What is

b1.numBabiesMade?

b2.numBabiesMade?

static example

- Keep track of the number of babies that have been made.

```
public class Baby {  
    int numBabiesMade = 0;  
    Baby(){  
        numBabiesMade +=1;  
    }  
}
```

static field

- Keep track of the number of babies that have been made.

```
public class Baby {  
    static int numBabiesMade = 0;  
    Baby(){  
        numBabiesMade +=1;  
    }  
}
```

static method

```
public class Baby {  
    static void cry(Baby thebaby) {  
        System.out.println(thebaby.name+"cries");  
    }  
}
```

or

```
public class Baby {  
    void cry() {  
        System.out.println(name+"cries");  
    }  
}
```

static notes

- Non-static methods can reference static methods, but not the other way around
 - why?

```
public class Baby {  
    String name = "DMX";  
    static void whoami(){  
        System.out.println(name);  
    }  
}
```

Exercise

- create circle class
- test call in main

Assignment 4

- Create Triangle class
 - double height
 - double base
 - method findArea()
- In main method
 - Triangle t1 = new Triangle();
 - Triangle t2 = new Triangle(5,10);
 - T1.findArea();
 - T2.findArea();