

204700

Data Structure and Programming Languages

Jakarin Chawachat

From: <http://ocw.mit.edu/courses/electrical-engineering-and-computer-science/6-092-introduction-to-programming-in-java-january-iap-2010/index.htm>

2.MORE TYPES, METHODS, OPERATORS

Outline

- Lecture 1 Review
- More types
- Methods
- Conditionals

Types

Kind of values that can be stored and manipulated.

- **boolean**: Truth value (**true** or **false**).
- **int**: Integer (0, 1 -50)
- **double**: Real number (3.14, 1.0, -756.015)
- **String**: Text ("Hello world.", "example").

Variables

Named location that stores a value of one particular type.

Form:

```
TYPE NAME;
```

Example:

```
String foo;
```

Operators

Symbols that perform simple computations

Assignment: =

Addition: +

Subtraction: -

Multiplication: *

Division: /

Assignment 1

```
class C2FConterter {  
    public static void main(String[] args) {  
        double celcius = 34;  
        double fahrenheit = 0.0;  
        fahrenheit = ((celcius/5) * 9) + 32;  
        System.out.println(celcius+ " Celsius degree is equal to " +  
fahrenheit + " Fahrenheit degree.");  
    }  
}
```

Output of Assignment 1

34.0 Celsius degree is equal to
93.19999999999999 Fahrenheit degree.

```
System.out.printf("%.2f Celsius degree is equal  
to %.2f Fahrenheit degree.", celcius, fahrenheit);
```

34.00 Celsius degree is equal to 93.20
Fahrenheit degree.

Outline

- Lecture 1 Review
- **More types**
- Methods
- Conditionals

Division

Division ("/") operates differently on integer and doubles!

Example:

```
double a = 5.0/2.0; // a = 2.5
int b = 4/2; // b = 2
int c = 5/2; // c = 2
double d = 5/2; // d = 2.0
```

Order of Operations

Precedence like math, left to right

Right hand side of = evaluated first

Parenthesis increase precedence

```
double x = 3/2+1;           // x = 2.0;
```

```
double y = 3/(2+1);        // y = 1.0;
```

Mismatched Types

Java verifies that types always match:

```
String five = 5; // ERROR!
```

Exception in thread "main" java.lang.Error:
Unresolved compilation problem: Type
mismatch: cannot convert from int to String
at C2FConterter.main(C2FConterter.java:6)

Conversion by casting

```
int a = 2;           // a = 2
double a = 2;       // a = 2.0 (Implicit)

int a = 18.7;       // ERROR
int a = (int)18.7;  // 18

double a = 2/3;     // a = 0.0
double a = (double)2/3; // a = 0.6666....
```

Input and Output

- Simple Output
 - `System.out.print("Text");`
- Simple Input
 - Use Scanner
 - Import **import** `java.util.Scanner;`
 - Create Scanner object
 - `Scanner in = new Scanner(System.in);`

Simple Output

- Example
 - `float b = in.nextFloat();`
 - `int a = in.nextInt();`
 - `nextType()`: Return the next token in the input stream, returned as the base type corresponding to Type

Example

```
import java.util.Scanner;
class Test{
    public static void main(String[] arguments){
        int x;
        Scanner in = new Scanner(System.in);
        x = in.nextInt();
        System.out.println(x+" is an integer.");
    }
}
```


Outline

- Lecture 1 Review
- More types
- **Methods**
- Conditionals

Methods

- A Java method is a collection of statements that are grouped together to perform an operation.
- When you call the `System.out.println` method, for example, the system actually executes several statements in order to display a message on the console.

Adding Methods

In general, a method has the following syntax:

```
modifier returnType methodName(list of  
    parameters) {  
    // Method body;  
}
```

The parts of a method

- **Modifiers:** (optional) The modifier tells the compiler how to call the method. This defines the access type of the method.
- **Return Type:** The returnType is the data type of the value the method returns. (**void if no return value**)
- **Method Name:** This is the actual name of the method.
- **Parameters:** (optional) When a method is invoked, you pass a value to the parameter.
- **Method Body:** The method body contains a collection of statements that define what the method does.

Examples

Example: no return value

```
public static void threeLines() {  
    System.out.println("");  
}
```

Examples

Example: return value

```
public static double pivalue() {  
    return 3.14;  
}
```

Examples

Example: return value / parameter

```
public static double addition(int a, int b) {  
    int result;  
    result = a + b;  
    return result;  
}
```

Adding Methods


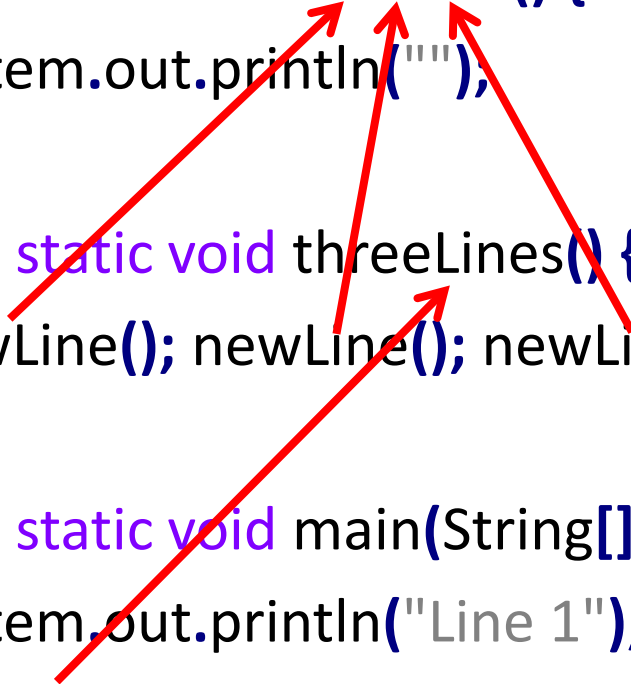
```
public static void NAME(){  
    STATEMENTS  
}
```

To call a method:

```
NAME();
```



```
class NewLine {  
    public static void newLine() {  
        System.out.println("");  
    }  
    public static void threeLines() {  
        newLine(); newLine(); newLine();  
    }  
    public static void main(String[] arguments){  
        System.out.println("Line 1");  
        threeLines();  
        System.out.println("Line 2");  
    }  
}
```



Parameters

```
public static void NAME(TYPE NAME){  
    STATEMENTS  
}
```

To call a method:

```
NAME(EXPRESSION);
```

```
class Square {  
    public static void printSquare(int x){  
        System.out.println(x * x);  
    }  
    public static void main(String[] arguments){  
        int value = 2;  
        printSquare(value);  
        printSquare(3);  
        printSquare(value * 2);  
    }  
}
```

```
class Square2 {  
    public static void printSquare(int x){  
        System.out.println(x * x);  
    }  
  
    public static void main(String[] arguments){  
        printSquare("hello");  
        printSquare(5.5);  
    }  
}
```

What's wrong here?

Multiple Parameters

```
public static void NAME(TYPE NAME, TYPE NAME){  
    STATEMENTS  
}
```

To call a method:

```
NAME(arg1, arg2);
```

```
class Multiply {  
    public static void times (double a, double b){  
        System.out.println(a * b);  
    }  
    public static void main(String[] arguments){  
        times (2, 2);  
        times (3, 4);  
    }  
}
```

Return Values

```
public static TYPE NAME(){  
    STATEMENTS;  
    return EXPRESSION;  
}
```

void means "no type"

```
class Square3 {  
    public static void printSquare(double x){  
        System.out.println(x * x);  
    }  
    public static void main(String[] arguments){  
        printSquare(5);  
    }  
}
```



```
class Square4 {  
    public static double square(double x){  
        return x*x;  
    }  
    public static void main(String[] arguments){  
        double ans;  
        ans = square(5);  
        System.out.println(ans);  
        System.out.println(square(2));  
    }  
}
```

Variable Scope

Variables live in the block ({}) where they are defined (scope)

Method parameters are like defining a new variable in the method

```
class SquareChange {
    public static void printSquare(int x){
        System.out.println("printSquare x = " + x);
        x = x * x;
        System.out.println("printSquare x = " + x);
    }
    public static void main(String[] arguments){
        int x = 5;
        System.out.println("main x = " + x);
        printSquare(x);
        System.out.println("main x = " + x);
    }
}
```

```
class Scope {  
    public static void main(String[] arguments){  
        int x = 5;  
        if (x == 5){  
            int x = 6;  
            int y = 72;  
            System.out.println("x = " + x + " y = " + y);  
        }  
        System.out.println("x = " + x + " y = " + y);  
    }  
}
```

Duplicate local variable x

Methods: Building Blocks

- Big programs are built out of small methods
- Methods can be individually developed, tested and reused
- User of method does not need to know how to it workd
- In Computer Science, this is called “abstraction”

Mathematical Functions

`Math.sin(x)`

`Math.cos(Math.PI/2)`

`Math.pow(2, 3)`

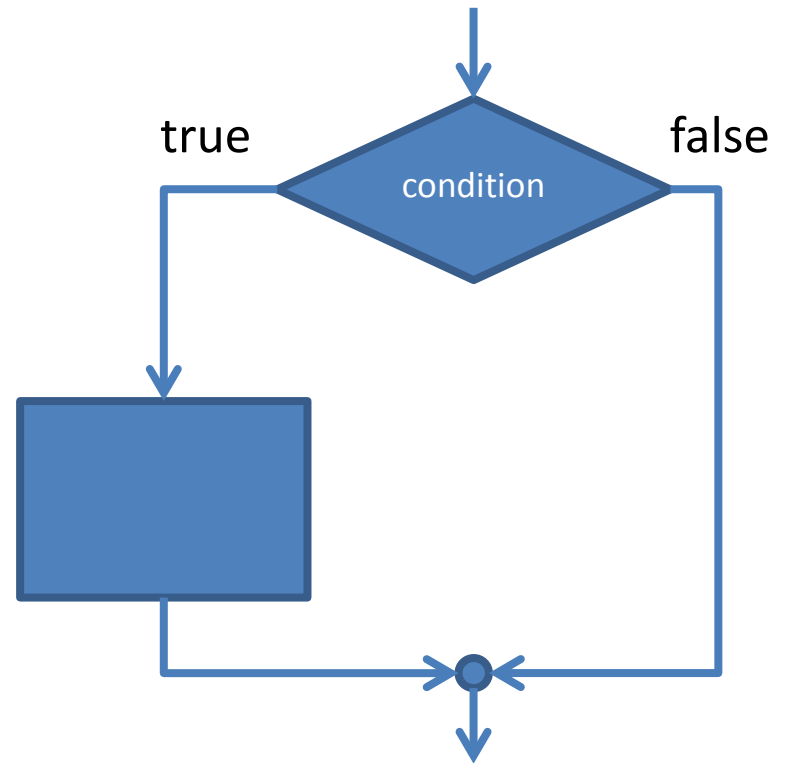
`Math.log(Math.log(x+y))`

Outline

- Lecture 1 Review
- More types
- Methods
- **Conditionals**

If statement

```
if (CONDITION) {  
    STATEMENTS  
}
```




```
public static void test(int x){  
    if (x > 5){  
        System.out.println(x + " is > 5");  
    }  
}  
  
public static void main(String[] arguments){  
    test(6);  
    test(5);  
    test(4);  
}
```

Comparison operators

$x > y$: x is greater than y

$x < y$: x is less than y

$x \geq y$: x is greater than or equal to y

$x \leq y$: x is less than or equal to y

$x == y$: x equals to y

(equality: `==`, assignment: `=`)

Boolean operators

&&: logical AND

||: logical OR

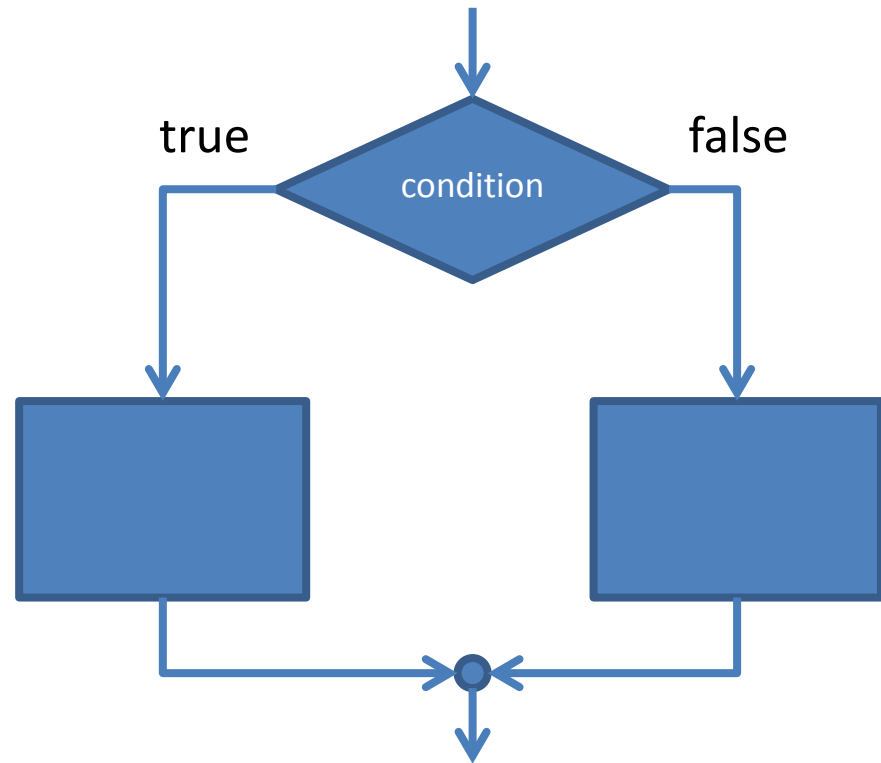
```
if(x > 6){  
    if(x < 9){  
        ....  
    }  
}
```



```
if (x > 6 && x < 9) {  
    ...  
}
```

else

```
if (CONDITION) {  
    STATEMENTS  
} else {  
    STATEMENTS  
}
```



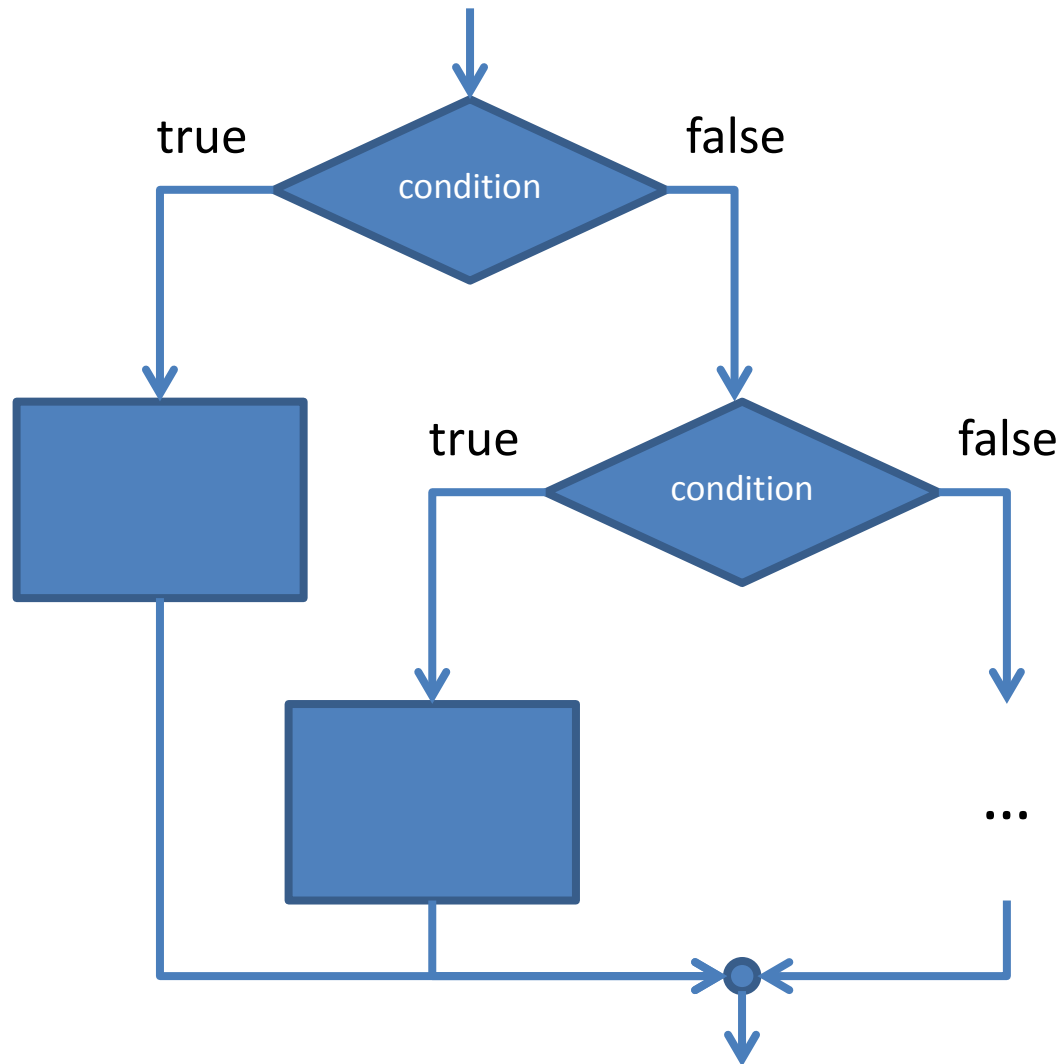
```
public static void test(int x){  
    if (x > 5){  
        System.out.println(x + " is > 5");  
    } else {  
        System.out.println(x + " is not > 5");  
    }  
}
```

```
public static void main(String[] arguments){  
    test(6);  
    test(5);  
    test(4);  
}
```

6 is > 5
5 is not > 5
4 is not > 5

Else if

```
if (CONDITION) {  
    STATEMENTS  
} else if (CONDITION) {  
    STATEMENTS  
} else if (CONDITION) {  
    STATEMENTS  
} else {  
    STATEMENTS  
}
```



```
public static void test(int x){  
    if (x > 5){  
        System.out.println(x + " is > 5");  
    } else if (x == 5){  
        System.out.println(x + " equals 5");  
    } else {  
        System.out.println(x + " is < 5");  
    }  
}
```

```
public static void main(String[] arguments){  
    test(6);  
    test(5);  
    test(4);  
}
```

6 is > 5 5 equals 5 4 is < 5

Conversion be method

- int to String:

- String five = 5; //ERROR

- String five = Integer.toString(5);

- String five = "" + 5; //five = "5"

- String to int:

- int foo = "18"; //ERROR!

- int foo = Integer.parseInt("18");

Comparison operators

- Do not call == on doubles! EVER.

```
double a = Math.cos(Math.PI/2);
```

```
double b = 0.0;
```

```
a = 6.123233995736766E-17
```

```
a = b will return FALSE;
```

Assignment 3

Method to print pay based on base pay and hour worked

Overtime: More than 40 hours, paid 1.5 times base pay

- Minimum Wage: \$8.00/hour
- Maximum Work: 60 hours a week