


Chapter 4 : CPU Scheduling



Operating System Concepts – 10th Edition Silberschatz, Galvin and Gagne ©2018

Chapter 4 : CPU Scheduling

- Basic Concepts
- Scheduling Criteria
- Scheduling Algorithms
- Thread Scheduling
- Multi-Processor Scheduling
- Real-Time CPU Scheduling
- Operating Systems Examples
- Algorithm Evaluation

Operating System Concepts – 10th Edition 5.2 Silberschatz, Galvin and Gagne ©2018

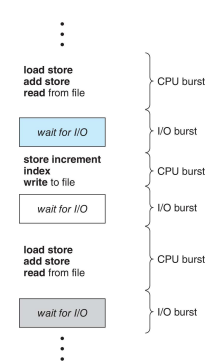
Objectives

- Describe various CPU scheduling algorithms
- Assess CPU scheduling algorithms based on scheduling criteria
- Explain the issues related to multiprocessor and multicore scheduling
- Describe various real-time scheduling algorithms
- Describe the scheduling algorithms used in the Windows, Linux, and Solaris operating systems
- Apply modeling and simulations to evaluate CPU scheduling algorithms

Operating System Concepts – 10th Edition 5.3 Silberschatz, Galvin and Gagne ©2018

Basic Concepts

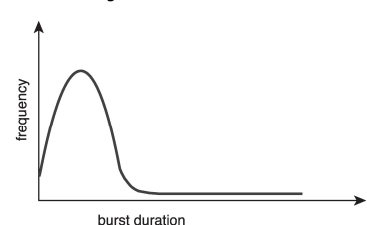
- Maximum CPU utilization obtained with multiprogramming
- CPU-I/O Burst Cycle – Process execution consists of a **cycle** of CPU execution and I/O wait
- **CPU burst** followed by **I/O burst**
- CPU burst distribution is of main concern



Operating System Concepts – 10th Edition 5.4 Silberschatz, Galvin and Gagne ©2018

Histogram of CPU-burst Times

Large number of short bursts
Small number of longer bursts



Operating System Concepts – 10th Edition 5.5 Silberschatz, Galvin and Gagne ©2018

CPU Scheduler

- The **CPU scheduler** selects from among the processes in ready queue, and allocates the a CPU core to one of them
 - Queue may be ordered in various ways
- CPU scheduling decisions may take place when a process:
 1. Switches from running to waiting state
 2. Switches from running to ready state
 3. Switches from waiting to ready
 4. Terminates
- Scheduling under 1 and 4 is **nonpreemptive**
- All other scheduling is **preemptive**
 - Consider access to shared data
 - Consider preemption while in kernel mode
 - Consider interrupts occurring during crucial OS activities

nonpreemptive: ไม่สามารถแทรกการทำงานกลางคัน
preemptive: แทรกการทำงานกลางคัน

Operating System Concepts – 10th Edition 5.6 Silberschatz, Galvin and Gagne ©2018

Dispatcher

- Dispatcher module gives control of the CPU to the process selected by the short-term scheduler; this involves:
 - switching context
 - switching to user mode
 - jumping to the proper location in the user program to restart that program
- **Dispatch latency** – time it takes for the dispatcher to stop one process and start another running

```

            graph TD
            A[P_i executing] --> B[save state into PCB_i]
            B --> C[restore state from PCB_i]
            C --> D[P_j executing]
            subgraph Latency [dispatch latency]
            B
            C
            end
            
```

Dispatcher: สิ้นสุดการทำงานไปส่ง state อื่น, แล้วส่งต่อ

Operating System Concepts – 10th Edition 5.7 Silberschatz, Galvin and Gagne ©2018

Scheduling Criteria

- **CPU utilization** – keep the CPU as busy as possible
- **Throughput** – # of processes that complete their execution per time unit
- **Turnaround time** – amount of time to execute a particular process
- **Waiting time** – amount of time a process has been waiting in the ready queue
- **Response time** – amount of time it takes from when a request was submitted until the first response is produced, not output (for time-sharing environment)

Operating System Concepts – 10th Edition 5.8 Silberschatz, Galvin and Gagne ©2018

Scheduling Algorithm Optimization Criteria

- Max CPU utilization
- Max throughput
- Min turnaround time
- Min waiting time
- Min response time

Operating System Concepts – 10th Edition 5.9 Silberschatz, Galvin and Gagne ©2018

First-Come, First-Served (FCFS) Scheduling

Process	Burst Time
P_1	24
P_2	3
P_3	3

- Suppose that the processes arrive in the order: P_1, P_2, P_3
The Gantt Chart for the schedule is:

```

            0-----P1-----24-----P2-----27-----P3-----30
            
```

- Waiting time for $P_1 = 0; P_2 = 24; P_3 = 27$
- Average waiting time: $(0 + 24 + 27)/3 = 17$

Operating System Concepts – 10th Edition 5.10 Silberschatz, Galvin and Gagne ©2018

FCFS Scheduling (Cont.)

Suppose that the processes arrive in the order: P_2, P_3, P_1

- The Gantt chart for the schedule is:

```

            0-----P2-----3-----P3-----6-----P1-----30
            
```

- Waiting time for $P_1 = 6; P_2 = 0; P_3 = 3$
- Average waiting time: $(6 + 0 + 3)/3 = 3$
- Much better than previous case
- **Convoy effect** - short process behind long process
 - Consider one CPU-bound and many I/O-bound processes

Operating System Concepts – 10th Edition 5.11 Silberschatz, Galvin and Gagne ©2018

Shortest-Job-First (SJF) Scheduling

- Associate with each process the length of its next CPU burst
 - Use these lengths to schedule the process with the shortest time
- Two schemes:
 - **nonpreemptive** – once CPU given to the process it cannot be preempted until completes its CPU burst.
 - **preemptive** – if a new process arrives with CPU burst length less than remaining time of current executing process, preempt. This scheme is known as the Shortest-Remaining-Time-First (SRTF).
- SJF is optimal – gives minimum average waiting time for a given set of processes
 - The difficulty is knowing the length of the next CPU request

arrive : มาถึง

Operating System Concepts – 10th Edition 5.12 Silberschatz, Galvin and Gagne ©2018

Example of SJF

Process	Burst Time
P ₁	6
P ₂	8
P ₃	7
P ₄	3

** ทุก Process มาถึงเวลาเดียวกัน

■ SJF scheduling chart

■ Average waiting time = $(3 + 16 + 9 + 0) / 4 = 7$

■ Turnaround Time : P₁ = 9; P₂ = 24; P₃ = 16; P₄ = 3;

Example of nonpreemptive SJF

Process	Arrival Time	Burst Time
P ₁	0.0	6
P ₂	2.0	8
P ₃	4.0	7
P ₄	5.0	3

** Process มาถึงเวลาไม่เท่ากัน

■ SJF scheduling chart : แบบ nonpreemptive ไม่สามารถแทรกการทำงานกลางคันได้

■ Average waiting time = $(0 + 14 + 5 + 1) / 4 = 20/4 = 5$ ms

■ Turnaround Time = ???

Example of preemptive SJF

Process	Arrival Time	Burst Time
P ₁	0.0	6
P ₂	2.0	8
P ₃	4.0	7
P ₄	1.0	3

** Process มาถึงเวลาไม่เท่ากัน

■ SJF scheduling chart : แบบ preemptive แทรกการทำงานกลางคันได้

■ Average waiting time = $(3 + 14 + 5 + 0) / 4 = 22/4 = 5.5$ ms

■ Turnaround Time = ???

Determining Length of Next CPU Burst

- Can only estimate the length – should be similar to the previous one
 - Then pick process with shortest predicted next CPU burst
- Can be done by using the length of previous CPU bursts, using exponential averaging
 - t_n = actual length of n^{th} CPU burst
 - τ_{n+1} = predicted value for the next CPU burst
 - $0 \leq \alpha \leq 1$
 - Define: $\tau_{n+1} = \alpha t_n + (1 - \alpha)\tau_n$.
- Commonly, α set to $1/2$
- Preemptive version called **shortest-remaining-time-first**

α is constant or as an overall system average

Prediction of the Length of the Next CPU Burst

time	CPU burst (t_i)	"guess" (τ_i)
0	6	10
1	4	8
2	6	6
3	4	6
4	13	5
5	13	9
6	13	11
7	...	12

Examples of Exponential Averaging

- $\alpha = 0$
 - $\tau_{n+1} = \tau_n$
 - Recent history does not count
- $\alpha = 1$
 - $\tau_{n+1} = \alpha t_n$
 - Only the actual last CPU burst counts
- If we expand the formula, we get:

$$\tau_{n+1} = \alpha t_n + (1 - \alpha)\alpha t_{n-1} + \dots + (1 - \alpha)^j \alpha t_{n-j} + \dots + (1 - \alpha)^{n+1} \tau_0$$
- Since both α and $(1 - \alpha)$ are less than or equal to 1, each successive term has less weight than its predecessor

Recent : ส่วนมากรุ่นนี้, ที่ส่งผ่านมา
Predecessor: บรรพบุรุษ, ตัวที่ส่งมาก่อน

Practice: Shortest-remaining-time-first

- Now we add the concepts of varying arrival times and preemption to the analysis

Process	Arrival Time	Burst Time
P_1	0	8
P_2	1	4
P_3	2	9
P_4	3	5

- Preemptive SJF Gantt Chart

- Average waiting time = ????
- Turnaround time = ???

Operating System Concepts – 10th Edition 5.19 Silberschatz, Galvin and Gagne ©2018

Round Robin (RR)

- Each process gets a small unit of CPU time (**time quantum q**), usually 10-100 milliseconds. After this time has elapsed, the process is preempted and added to the end of the ready queue.
- If there are n processes in the ready queue and the time quantum is q , then each process gets $1/n$ of the CPU time in chunks of at most q time units at once. No process waits more than $(n-1)q$ time units.
- Timer interrupts every quantum to schedule next process
- Performance
 - q large \Rightarrow FIFO
 - q small \Rightarrow q must be large with respect to context switch, otherwise overhead is too high

time quantum: ส่วนแบ่งเวลา

Operating System Concepts – 10th Edition 5.20 Silberschatz, Galvin and Gagne ©2018

Example of RR with Time Quantum = 4

Process	Burst Time
P_1	24
P_2	3
P_3	3

* ทุก PROCESS มาถึงในเวลาเดียวกัน

- The Gantt chart is:

- average waiting time: $(6 + 4 + 7) / 3 = 5.67$ ms
- Turnaround time: $P_1 = 30$; $P_2 = 7$; $P_3 = 10$
- Typically, higher average turnaround than SJF, but **better response**
- q should be large compared to context switch time
- q usually 10ms to 100ms, context switch $<$ 10 usec

Operating System Concepts – 10th Edition 5.21 Silberschatz, Galvin and Gagne ©2018

Time Quantum and Context Switch Time

quantum	context switches
12	0
6	1
1	9

Operating System Concepts – 10th Edition 5.22 Silberschatz, Galvin and Gagne ©2018

Turnaround Time Varies With The Time Quantum

process	time
P_1	6
P_2	3
P_3	1
P_4	7

30% of CPU bursts should be shorter than q

Turnaround time depends on the size of quantum time

Operating System Concepts – 10th Edition 5.23 Silberschatz, Galvin and Gagne ©2018

Priority Scheduling

- A priority number (integer) is associated with each process
- The CPU is allocated to the process with the highest priority (**smallest integer = highest priority**)
 - Preemptive
 - Nonpreemptive
- SJF is priority scheduling where priority is the inverse of predicted next CPU burst time
- Problem = **Starvation** – low priority processes may never execute
- Solution = **Aging** – as time progresses increase the priority of the process

Operating System Concepts – 10th Edition 5.24 Silberschatz, Galvin and Gagne ©2018

Example of Priority Scheduling

Process	Burst Time	Priority
P_1	6	3
P_2	8	1
P_3	7	4
P_4	3	2
P_5	9	5

** ทุก Process มาถึงเวลาเดียวกัน

■ priority scheduling chart

■ Average waiting time = $(11 + 0 + 17 + 8 + 24) / 5 = 12$ mS

■ Turnaround Time : $P_1 = 17$; $P_2 = 8$; $P_3 = 24$; $P_4 = 11$; $P_5 = 33$;

Practice: Priority Scheduling

Process	Burst Time	Priority
P_1	10	3
P_2	1	1
P_3	2	4
P_4	1	5
P_5	5	2

■ Priority scheduling Gantt Chart

■ Average waiting time = ???

■ Turnaround Time : ???

Priority Scheduling w/ Round-Robin

Process	Burst Time	Priority
P_1	4	3
P_2	5	2
P_3	8	2
P_4	7	1
P_5	3	3

□ Run the process with the highest priority. Processes with the same priority run round-robin

■ จงเขียน Gantt Chart with 2 ms time quantum ???

Multilevel Queue

■ With priority scheduling, have separate queues for each priority.

■ Schedule the process in the highest-priority queue!

Multilevel Queue

■ Prioritization based upon process type

Multilevel Feedback Queue

■ A process can move between the various queues; aging can be implemented this way

■ Multilevel-feedback-queue scheduler defined by the following parameters:

- number of queues
- scheduling algorithms for each queue
- method used to determine when to upgrade a process
- method used to determine when to demote a process
- method used to determine which queue a process will enter when that process needs service

aging : เพิ่มขึ้นเรื่อยๆ
demote : ลดสิทธิ์ลง

Example of Multilevel Feedback Queue

- Three queues:
 - Q₀ – RR with time quantum 8 milliseconds
 - Q₁ – RR time quantum 16 milliseconds
 - Q₂ – FCFS
- Scheduling
 - A new job enters queue Q₀ which is served FCFS
 - When it gains CPU, job receives 8 milliseconds
 - If it does not finish in 8 milliseconds, job is moved to queue Q₁
 - At Q₁ job is again served FCFS and receives 16 additional milliseconds
 - If it still does not complete, it is preempted and moved to queue Q₂

Queue คือคิวที่สามารถรับทำงานได้ หาก Queue คิวหนึ่งทำงานไม่เสร็จ หรือ ยังไม่ empty หรือ ยังไม่หมดจำนวนที่กำหนดไว้ (time quantum)

Operating System Concepts – 10th Edition 5.31 Silberschatz, Galvin and Gagne ©2018

Thread Scheduling

- Distinction between user-level and kernel-level threads
- When threads supported, threads scheduled, not processes
- Many-to-one and many-to-many models, thread library schedules **user-level threads** to run on LWP
 - Known as **process-contention scope (PCS)** since scheduling competition is within the process
 - Typically done via priority set by programmer
- Kernel thread** scheduled onto available CPU is **system-contention scope (SCS)** – competition among all threads in system

LWP: Light-Weight Process เป็นโปรเซสที่ทำงานอยู่ในส่วนของ User space ในกรณีที่มี LWP หลายตัวจะมีการใช้ทรัพยากรร่วมกันกับโปรเซสหลักด้วย

Operating System Concepts – 10th Edition 5.32 Silberschatz, Galvin and Gagne ©2018

Pthread Scheduling

- API allows specifying either PCS or SCS during thread creation
 - PTHREAD_SCOPE_PROCESS schedules threads using PCS scheduling
 - PTHREAD_SCOPE_SYSTEM schedules threads using SCS scheduling
- Can be limited by OS – Linux and macOS only allow PTHREAD_SCOPE_SYSTEM

PCS: process-contention scope
SCS: system-contention scope

Operating System Concepts – 10th Edition 5.33 Silberschatz, Galvin and Gagne ©2018

Pthread Scheduling API

```

#include <pthread.h>
#include <stdio.h>
#define NUM_THREADS 5

int main(int argc, char *argv[]) {
    int i, scope;
    pthread_t tid[NUM_THREADS];
    pthread_attr_t attr;
    /* get the default attributes */
    pthread_attr_init(&attr);
    /* first inquire on the current scope */
    if (pthread_attr_getscope(&attr, &scope) != 0)
        fprintf(stderr, "Unable to get scheduling scope\n");
    else {
        if (scope == PTHREAD_SCOPE_PROCESS)
            printf("PTHREAD_SCOPE_PROCESS");
        else if (scope == PTHREAD_SCOPE_SYSTEM)
            printf("PTHREAD_SCOPE_SYSTEM");
        else
            fprintf(stderr, "Illegal scope value.\n");
    }
}
    
```

Operating System Concepts – 10th Edition 5.34 Silberschatz, Galvin and Gagne ©2018

Pthread Scheduling API

```

/* set the scheduling algorithm to PCS or SCS */
pthread_attr_setscope(&attr, PTHREAD_SCOPE_SYSTEM);
/* create the threads */
for (i = 0; i < NUM_THREADS; i++)
    pthread_create(&tid[i], &attr, runner, NULL);
/* now join on each thread */
for (i = 0; i < NUM_THREADS; i++)
    pthread_join(tid[i], NULL);
}
/* Each thread will begin control in this function */
void *runner(void *param)
{
    /* do some work ... */
    pthread_exit(0);
}
    
```

Operating System Concepts – 10th Edition 5.35 Silberschatz, Galvin and Gagne ©2018

Multiple-Processor Scheduling

- CPU scheduling more complex when multiple CPUs are available
- Multiprocess may be any one of the following architectures:
 - Multicore CPUs
 - Multithreaded cores
 - NUMA systems
 - Heterogeneous multiprocessing

Homogeneous : แบบเดียวกัน เช่น cpu เป็น Intel เหมือนกัน
Heterogeneous : หลากแบบ เช่น cpu เป็น Intel, AMD, ultra spark

Operating System Concepts – 10th Edition 5.36 Silberschatz, Galvin and Gagne ©2018

Multiple-Processor Scheduling

- Symmetric multiprocessing (SMP) is where each processor is self scheduling.
- All threads may be in a common ready queue (a)
- Each processor may have its own private queue of threads (b)

SMP: Symmetric Multiprocessing คือการทำงานที่แต่ละ Processor มีการจัดตาราง scheduling ของตัวเอง

Operating System Concepts – 10th Edition 5.37 Silberschatz, Galvin and Gagne ©2018

Multicore Processors

- Recent trend to place multiple processor cores on same physical chip
- Faster and consumes less power
- Multiple threads per core also growing
 - Takes advantage of memory stall to make progress on another thread while memory retrieve happens

Operating System Concepts – 10th Edition 5.38 Silberschatz, Galvin and Gagne ©2018

Multithreaded Multicore System

Each core has > 1 hardware threads.

If one thread has a memory stall, switch to another thread!

memory stall cycle : ช่วงเวลาที่cpu ต้องรอการนำข้อมูลที่ไม่ได้ออกในหน่วยความจำให้ถูกload มาไว้ในหน่วยความจำ

Operating System Concepts – 10th Edition 5.39 Silberschatz, Galvin and Gagne ©2018

Multithreaded Multicore System

- Chip-multithreading (CMT)** assigns each core multiple hardware threads. (Intel refers to this as **hyperthreading**.)
- On a quad-core system with 2 hardware threads per core, the operating system sees 8 logical processors.

Operating System Concepts – 10th Edition 5.40 Silberschatz, Galvin and Gagne ©2018

Multithreaded Multicore System

- Two levels of scheduling:
 - The operating system deciding which software thread to run on a logical CPU
 - How each core decides which hardware thread to run on the physical core.

Operating System Concepts – 10th Edition 5.41 Silberschatz, Galvin and Gagne ©2018

Multiple-Processor Scheduling – Load Balancing

- If SMP, need to keep all CPUs loaded for efficiency
- Load balancing** attempts to keep workload evenly distributed
- Push migration** – periodic task checks load on each processor, and if found pushes task from overloaded CPU to other CPUs
- Pull migration** – idle processors pulls waiting task from busy processor

SMP: Symmetric Multiprocessing คือการทำงานที่แต่ละ Processor มีการจัดตาราง scheduling ของตัวเอง

Operating System Concepts – 10th Edition 5.42 Silberschatz, Galvin and Gagne ©2018

Multiple-Processor Scheduling – Processor Affinity

- When a thread has been running on one processor, the cache contents of that processor stores the memory accesses by that thread.
- We refer to this as a thread having affinity for a processor (i.e. "processor affinity")
- Load balancing may affect processor affinity as a thread may be moved from one processor to another to balance loads, yet that thread loses the contents of what it had in the cache of the processor it was moved off of.
- Soft affinity** – the operating system attempts to keep a thread running on the same processor, but no guarantees.
- Hard affinity** – allows a process to specify a set of processors it may run on.

affinity: เกี่ยวพันกัน

Operating System Concepts – 10th Edition 5.43 Silberschatz, Galvin and Gagne ©2018

NUMA and CPU Scheduling

NUMA : Non-Uniform Memory Access
สถาปัตยกรรมที่มีการใช้ NUMA จะทำให้ CPU has faster to access to some parts of main memory than to other part

If the operating system is **NUMA-aware**, it will assign memory closer to the CPU the thread is running on.

Operating System Concepts – 10th Edition 5.44 Silberschatz, Galvin and Gagne ©2018

Chapter 4 : CPU Scheduling (Cont.)

- Basic Concepts
- Scheduling Criteria
- Scheduling Algorithms
- Thread Scheduling
- Multi-Processor Scheduling
- Real-Time CPU Scheduling**
- Operating Systems Examples
- Algorithm Evaluation

Operating System Concepts – 10th Edition 5.45 Silberschatz, Galvin and Gagne ©2018

Real-Time CPU Scheduling

- Can present obvious challenges
- Soft real-time systems** – Critical real-time tasks have the highest priority, but no guarantee as to when tasks will be scheduled
- Hard real-time systems** – task must be serviced by its deadline

Operating System Concepts – 10th Edition 5.46 Silberschatz, Galvin and Gagne ©2018

Real-Time CPU Scheduling

- Event latency – the amount of time that elapses from when an event occurs to when it is serviced.
- Two types of latencies affect performance
 - Interrupt latency** – time from arrival of interrupt to start of routine that services interrupt
 - Dispatch latency** – time for schedule to take current process off CPU and switch to another

Operating System Concepts – 10th Edition 5.47 Silberschatz, Galvin and Gagne ©2018

Interrupt Latency

Operating System Concepts – 10th Edition 5.48 Silberschatz, Galvin and Gagne ©2018

Dispatch Latency

- Conflict phase of dispatch latency:
 1. Preemption of any process running in kernel mode
 2. Release by low-priority process of resources needed by high-priority processes

Operating System Concepts – 10th Edition 5.49 Silberschatz, Galvin and Gagne ©2018

Priority-based Scheduling

- For real-time scheduling, scheduler must support preemptive, priority-based scheduling
 - But only guarantees soft real-time
- For hard real-time must also provide ability to meet deadlines
- Processes have new characteristics: **periodic** ones require CPU at constant intervals
 - Has processing time t , deadline d , period p
 - $0 \leq t \leq d \leq p$
 - Rate of periodic task is $1/p$

Operating System Concepts – 10th Edition 5.50 Silberschatz, Galvin and Gagne ©2018

Rate Monotonic Scheduling

- A priority is assigned based on the inverse of its period
- Shorter periods = higher priority;
- Longer periods = lower priority
- P_1 is assigned a higher priority than P_2 .

Operating System Concepts – 10th Edition 5.51 Silberschatz, Galvin and Gagne ©2018

Missed Deadlines with Rate Monotonic Scheduling

Process P2 misses finishing its deadline at time 80

Operating System Concepts – 10th Edition 5.52 Silberschatz, Galvin and Gagne ©2018

Earliest Deadline First Scheduling (EDF)

- Priorities are assigned according to deadlines:
 - the earlier the deadline, the higher the priority;
 - the later the deadline, the lower the priority

Operating System Concepts – 10th Edition 5.53 Silberschatz, Galvin and Gagne ©2018

Proportional Share Scheduling

- T shares are allocated among all processes in the system
- An application receives N shares where $N < T$
- This ensures each application will receive N / T of the total processor time

Operating System Concepts – 10th Edition 5.54 Silberschatz, Galvin and Gagne ©2018

POSIX Real-Time Scheduling

- The POSIX.1b standard
- API provides functions for managing real-time threads
- Defines two scheduling classes for real-time threads:
 1. SCHED_FIFO - threads are scheduled using a FCFS strategy with a FIFO queue. There is no time-slicing for threads of equal priority
 2. SCHED_RR - similar to SCHED_FIFO except time-slicing occurs for threads of equal priority
- Defines two functions for getting and setting scheduling policy:
 1. `pthread_attr_getsched_policy(pthread_attr_t *attr, int *policy)`
 2. `pthread_attr_setsched_policy(pthread_attr_t *attr, int policy)`

Operating System Concepts – 10th Edition 5.55 Silberschatz, Galvin and Gagne ©2018

POSIX Real-Time Scheduling API

```
#include <pthread.h>
#include <stdio.h>
#define NUM_THREADS 5
int main(int argc, char *argv[])
{
    int i, policy;
    pthread_t tid[NUM_THREADS];
    pthread_attr_t attr;
    /* get the default attributes */
    pthread_attr_init(&attr);
    /* get the current scheduling policy */
    if (pthread_attr_getschedpolicy(&attr, &policy) != 0)
        fprintf(stderr, "Unable to get policy.\n");
    else {
        if (policy == SCHED_OTHER) printf("SCHED_OTHER\n");
        else if (policy == SCHED_RR) printf("SCHED_RR\n");
        else if (policy == SCHED_FIFO) printf("SCHED_FIFO\n");
    }
}
```

Operating System Concepts – 10th Edition 5.56 Silberschatz, Galvin and Gagne ©2018

POSIX Real-Time Scheduling API (Cont.)

```
/* set the scheduling policy - FIFO, RR, or OTHER */
if (pthread_attr_setschedpolicy(&attr, SCHED_FIFO) != 0)
    fprintf(stderr, "Unable to set policy.\n");
/* create the threads */
for (i = 0; i < NUM_THREADS; i++)
    pthread_create(&tid[i], &attr, runner, NULL);
/* now join on each thread */
for (i = 0; i < NUM_THREADS; i++)
    pthread_join(tid[i], NULL);
}

/* Each thread will begin control in this function */
void *runner(void *param)
{
    /* do some work ... */
    pthread_exit(0);
}
```

Operating System Concepts – 10th Edition 5.57 Silberschatz, Galvin and Gagne ©2018

Operating System Examples

- Linux scheduling
- Windows scheduling
- Solaris scheduling

Operating System Concepts – 10th Edition 5.58 Silberschatz, Galvin and Gagne ©2018

Linux Scheduling Through Version 2.5

- Prior to kernel version 2.5, ran variation of standard UNIX scheduling algorithm
- Version 2.5 moved to constant order $O(1)$ scheduling time
 - Preemptive, priority based
 - Two priority ranges: time-sharing and real-time
 - **Real-time** range from 0 to 99 and **nice** value from 100 to 140
 - Map into global priority with numerically lower values indicating higher priority
 - Higher priority gets larger q
 - Task run-able as long as time left in time slice (**active**)
 - If no time left (**expired**), not run-able until all other tasks use their slices
 - All run-able tasks tracked in per-CPU **runqueue** data structure
 - ▶ Two priority arrays (active, expired)
 - ▶ Tasks indexed by priority
 - ▶ When no more active, arrays are exchanged
 - Worked well, but poor response times for interactive processes

Operating System Concepts – 10th Edition 5.59 Silberschatz, Galvin and Gagne ©2018

Linux Scheduling in Version 2.6.23 +

- **Completely Fair Scheduler (CFS)**
- **Scheduling classes**
 - Each has specific priority
 - Scheduler picks highest priority task in highest scheduling class
 - Rather than quantum based on fixed time allotments, based on proportion of CPU time
 - 2 scheduling classes included, others can be added
 1. default
 2. real-time
- Quantum calculated based on **nice value** from -20 to +19
 - Lower value is higher priority
 - Calculates **target latency** – interval of time during which task should run at least once
 - Target latency can increase if say number of active tasks increases
- CFS scheduler maintains per task **virtual run time** in variable **vruntime**
 - Associated with decay factor based on priority of task – lower priority is higher decay rate
 - Normal default priority yields virtual run time = actual run time
- To decide next task to run, scheduler picks task with lowest virtual run time

Operating System Concepts – 10th Edition 5.60 Silberschatz, Galvin and Gagne ©2018

CFS Performance

The Linux CFS scheduler provides an efficient algorithm for selecting which task to run next. Each runnable task is placed in a red-black tree—a balanced binary search tree whose key is based on the value of `vruntime`. This tree is shown below:

When a task becomes runnable, it is added to the tree. If a task on the tree is not runnable (for example, if it is blocked while waiting for I/O), it is removed. Generally speaking, tasks that have been given less processing time (smaller values of `vruntime`) are toward the left side of the tree, and tasks that have been given more processing time are on the right side. According to the properties of a binary search tree, the leftmost node has the smallest key value, which for the sake of the CFS scheduler means that it is the task with the highest priority. Because the red-black tree is balanced, navigating it to discover the leftmost node will require $O(\log N)$ operations (where N is the number of nodes in the tree). However, for efficiency reasons, the Linux scheduler caches this value in the variable `rb_leftmost`, and thus determine which task to run next requires only retrieving the cached value.

Operating System Concepts – 10th Edition 5.61 Silberschatz, Galvin and Gagne ©2018

Linux Scheduling (Cont.)

- Real-time scheduling according to POSIX.1b
 - Real-time tasks have static priorities
- Real-time plus normal map into global priority scheme
- Nice value of -20 maps to global priority 100
- Nice value of +19 maps to priority 139

Operating System Concepts – 10th Edition 5.62 Silberschatz, Galvin and Gagne ©2018

Linux Scheduling (Cont.)

- Linux supports load balancing, but is also NUMA-aware.
- **Scheduling domain** is a set of CPU cores that can be balanced against one another.
- Domains are organized by what they share (i.e. cache memory.) Goal is to keep threads from migrating between domains.

Operating System Concepts – 10th Edition 5.63 Silberschatz, Galvin and Gagne ©2018

Windows Scheduling

- Windows uses priority-based preemptive scheduling
- Highest-priority thread runs next
- **Dispatcher** is scheduler
- Thread runs until (1) blocks, (2) uses time slice, (3) preempted by higher-priority thread
- Real-time threads can preempt non-real-time
- 32-level priority scheme
- **Variable class** is 1-15, **real-time class** is 16-31
- Priority 0 is memory-management thread
- Queue for each priority
- If no run-able thread, runs **idle thread**

Operating System Concepts – 10th Edition 5.64 Silberschatz, Galvin and Gagne ©2018

Windows Priority Classes

- Win32 API identifies several priority classes to which a process can belong
 - REALTIME_PRIORITY_CLASS, HIGH_PRIORITY_CLASS, ABOVE_NORMAL_PRIORITY_CLASS, NORMAL_PRIORITY_CLASS, BELOW_NORMAL_PRIORITY_CLASS, IDLE_PRIORITY_CLASS
 - All are variable except REALTIME
- A thread within a given priority class has a relative priority
 - TIME_CRITICAL, HIGHEST, ABOVE_NORMAL, NORMAL, BELOW_NORMAL, LOWEST, IDLE
- Priority class and relative priority combine to give numeric priority
- Base priority is NORMAL within the class
- If quantum expires, priority lowered, but never below base

Operating System Concepts – 10th Edition 5.65 Silberschatz, Galvin and Gagne ©2018

Windows Priority Classes (Cont.)

- If wait occurs, priority boosted depending on what was waited for
- Foreground window given 3x priority boost
- Windows 7 added **user-mode scheduling (UMS)**
 - Applications create and manage threads independent of kernel
 - For large number of threads, much more efficient
 - UMS schedulers come from programming language libraries like C++ **Concurrent Runtime** (ConcRT) framework

Operating System Concepts – 10th Edition 5.66 Silberschatz, Galvin and Gagne ©2018

Windows Priorities

	real-time	high	above normal	normal	below normal	idle priority
time-critical	31	15	15	15	15	15
highest	26	15	12	10	8	6
above normal	25	14	11	9	7	5
normal	24	13	10	8	6	4
below normal	23	12	9	7	5	3
lowest	22	11	8	6	4	2
idle	16	1	1	1	1	1

Operating System Concepts – 10th Edition 5.67 Silberschatz, Galvin and Gagne ©2018

Solaris

- Priority-based scheduling
- Six classes available
 - Time sharing (default) (TS)
 - Interactive (IA)
 - Real time (RT)
 - System (SYS)
 - Fair Share (FSS)
 - Fixed priority (FP)
- Given thread can be in one class at a time
- Each class has its own scheduling algorithm
- Time sharing is multi-level feedback queue
 - Loadable table configurable by sysadmin

Operating System Concepts – 10th Edition 5.68 Silberschatz, Galvin and Gagne ©2018

Solaris Dispatch Table

priority	time quantum	time quantum expired	return from sleep
0	200	0	50
5	200	0	50
10	160	0	51
15	160	5	51
20	120	10	52
25	120	15	52
30	80	20	53
35	80	25	54
40	40	30	55
45	40	35	56
50	40	40	58
55	40	45	58
59	20	49	59

Operating System Concepts – 10th Edition 5.69 Silberschatz, Galvin and Gagne ©2018

Solaris Scheduling

Operating System Concepts – 10th Edition 5.70 Silberschatz, Galvin and Gagne ©2018

Solaris Scheduling (Cont.)

- Scheduler converts class-specific priorities into a per-thread global priority
 - Thread with highest priority runs next
 - Runs until (1) blocks, (2) uses time slice, (3) preempted by higher-priority thread
 - Multiple threads at same priority selected via RR

RR: วิธีการจัด CPU scheduling แบบ Round Robin

Operating System Concepts – 10th Edition 5.71 Silberschatz, Galvin and Gagne ©2018

Algorithm Evaluation

- How to select CPU-scheduling algorithm for an OS?
- Determine criteria, then evaluate algorithms
- **Deterministic modeling**
 - Type of **analytic evaluation**
 - Takes a particular predetermined workload and defines the performance of each algorithm for that workload
- Consider 5 processes arriving at time 0:

Process	Burst Time
P ₁	10
P ₂	29
P ₃	3
P ₄	7
P ₅	12

Operating System Concepts – 10th Edition 5.72 Silberschatz, Galvin and Gagne ©2018

Deterministic Evaluation

- For each algorithm, calculate minimum average waiting time
- Simple and fast, but requires exact numbers for input, applies only to those inputs
- FCS is 28ms:
- Non-preemptive SFJ is 13ms:
- RR is 23ms:

Operating System Concepts – 10th Edition 5.73 Silberschatz, Galvin and Gagne ©2018

Queueing Models

- Describes the arrival of processes, and CPU and I/O bursts probabilistically
 - Commonly exponential, and described by mean
 - Computes average throughput, utilization, waiting time, etc
- Computer system described as network of servers, each with queue of waiting processes
 - Knowing arrival rates and service rates
 - Computes utilization, average queue length, average wait time, etc

Operating System Concepts – 10th Edition 5.74 Silberschatz, Galvin and Gagne ©2018

Simulations

- Queueing models limited
- **Simulations** more accurate
 - Programmed model of computer system
 - Clock is a variable
 - Gather statistics indicating algorithm performance
 - Data to drive simulation gathered via
 - ▶ Random number generator according to probabilities
 - ▶ Distributions defined mathematically or empirically
 - ▶ Trace tapes record sequences of real events in real systems

Operating System Concepts – 10th Edition 5.75 Silberschatz, Galvin and Gagne ©2018

Evaluation of CPU Schedulers by Simulation

Operating System Concepts – 10th Edition 5.76 Silberschatz, Galvin and Gagne ©2018

Implementation

- Even simulations have limited accuracy
- Just implement new scheduler and test in real systems
 - High cost, high risk
 - Environments vary
- Most flexible schedulers can be modified per-site or per-system
- Or APIs to modify priorities
- But again environments vary

Operating System Concepts – 10th Edition 5.77 Silberschatz, Galvin and Gagne ©2018

End of Chapter 4

Operating System Concepts – 10th Edition Silberschatz, Galvin and Gagne ©2018