


Chapter 3: Processes






Chapter 3: Processes

- Process Concept
- Process Scheduling
- Operations on Processes
- Interprocess Communication
- IPC in Shared-Memory Systems
- IPC in Message-Passing Systems
- Examples of IPC Systems
- Communication in Client-Server Systems





Objectives

- Identify the separate components of a process and illustrate how they are represented and scheduled in an operating system.
- Describe how processes are created and terminated in an operating system, including developing programs using the appropriate system calls that perform these operations.
- Describe and contrast interprocess communication using shared memory and message passing.
- Design programs that uses pipes and POSIX shared memory to perform interprocess communication.
- Describe client-server communication using sockets and remote procedure calls.
- Design kernel modules that interact with the Linux operating system.





Process Concept

- An operating system executes a variety of programs that run as a process.
- **Process** – a program in execution; process execution must progress in sequential fashion
- Multiple parts
 - The program code, also called **text section**
 - Current activity including **program counter**, processor registers
 - **Stack** containing temporary data
 - ▶ Function parameters, return addresses, local variables
 - **Data section** containing global variables
 - **Heap** containing memory dynamically allocated during run time

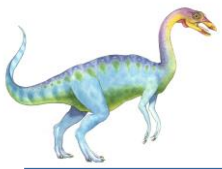




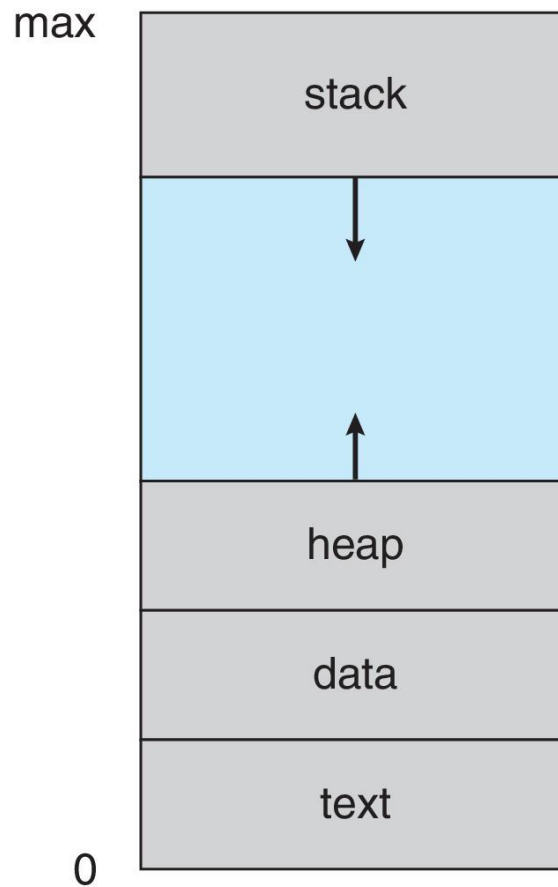
Process Concept (Cont.)

- Program is ***passive*** entity stored on disk (**executable file**); process is ***active***
 - Program becomes process when executable file loaded into memory
- Execution of program started via GUI mouse clicks, command line entry of its name, etc
- One program can be several processes
 - Consider multiple users executing the same program



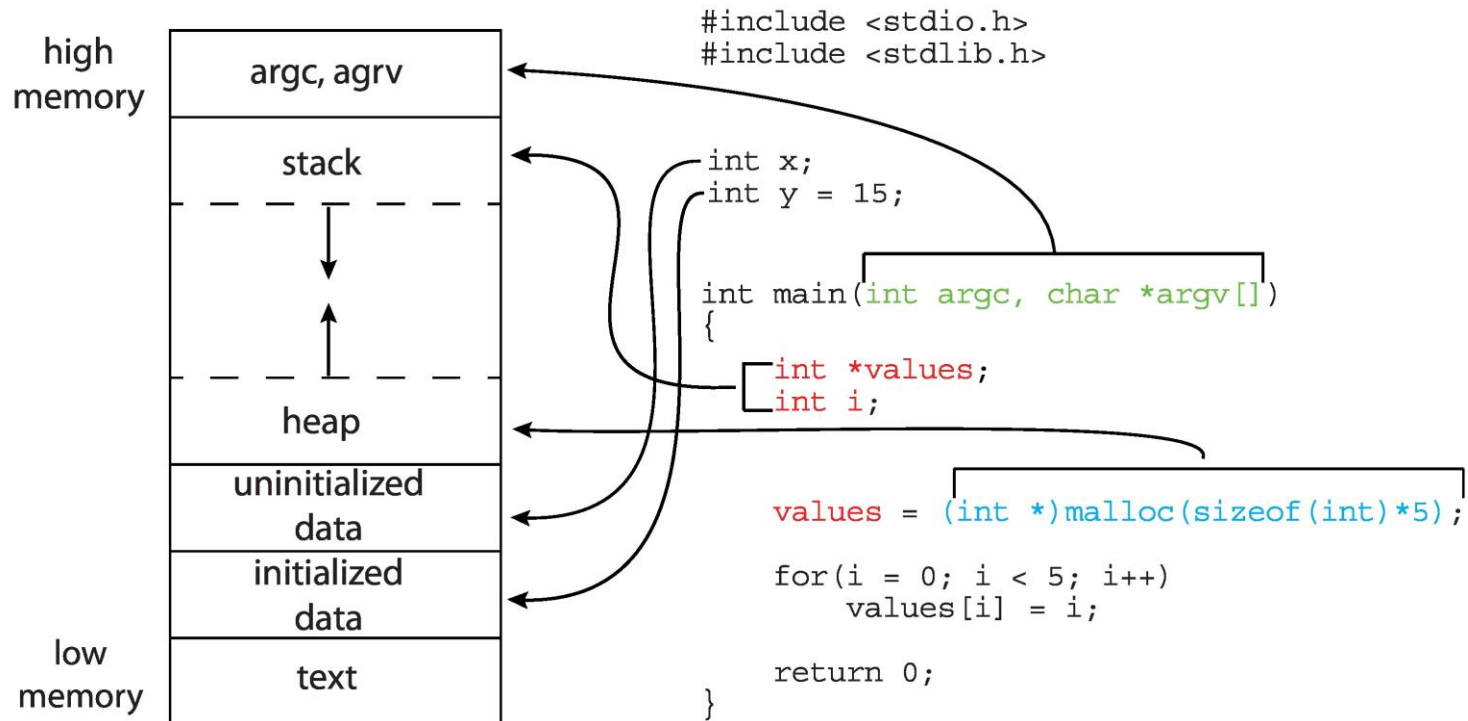


Process in Memory





Memory Layout of a C Program





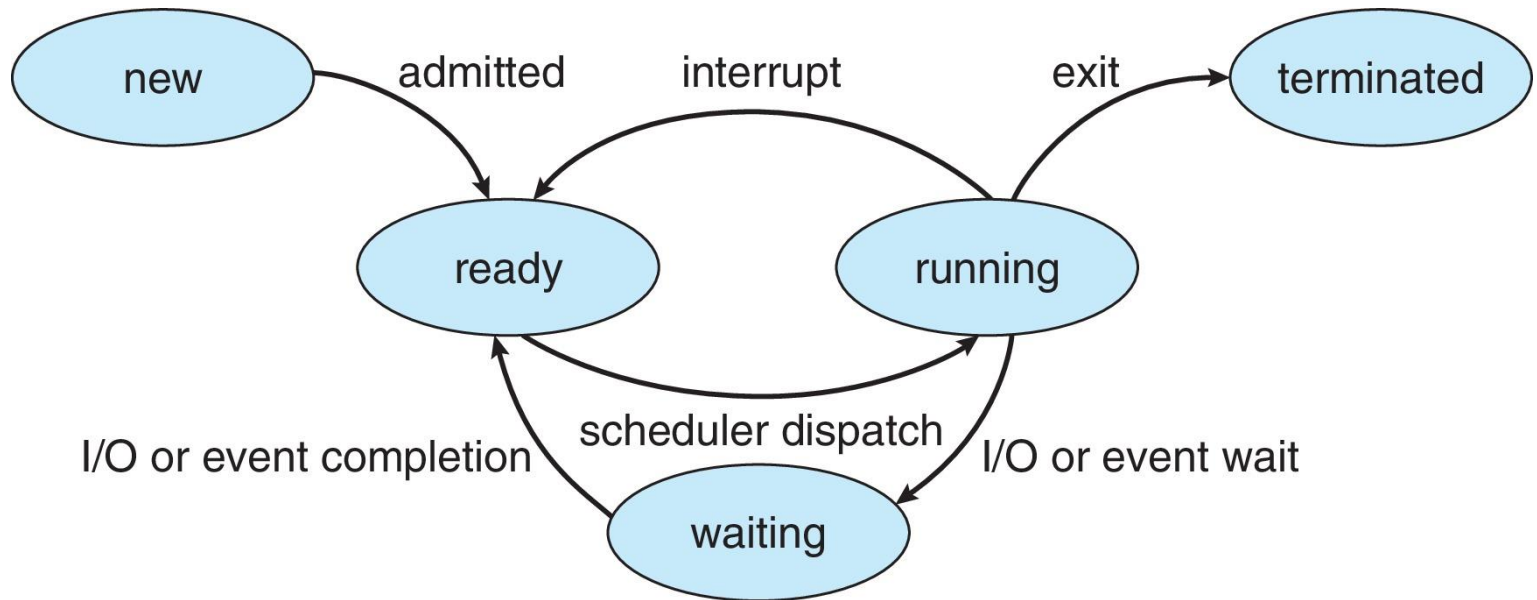
Process State

- As a process executes, it changes **state**
 - **New**: The process is being created
 - **Running**: Instructions are being executed
 - **Waiting**: The process is waiting for some event to occur
 - **Ready**: The process is waiting to be assigned to a processor
 - **Terminated**: The process has finished execution





Diagram of Process State



dispatch: ทำการส่งข่าวสาร

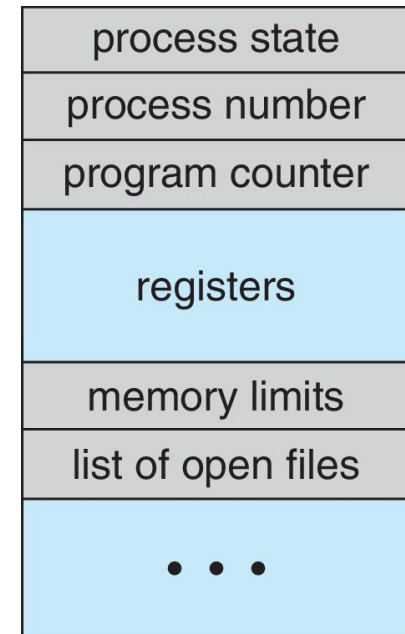


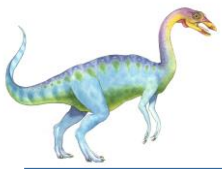


Process Control Block (PCB)

Information associated with each process
(also called **task control block**)

- Process state – running, waiting, etc
- Program counter – location of instruction to next execute
- CPU registers – contents of all process-centric registers
- CPU scheduling information- priorities, scheduling queue pointers
- Memory-management information – memory allocated to the process
- Accounting information – CPU used, clock time elapsed since start, time limits
- I/O status information – I/O devices allocated to process, list of open files






Threads

- So far, process has a single thread of execution
- Consider having multiple program counters per process
 - Multiple locations can execute at once
 - ▶ Multiple threads of control -> **threads**
- Must then have storage for thread details, multiple program counters in PCB

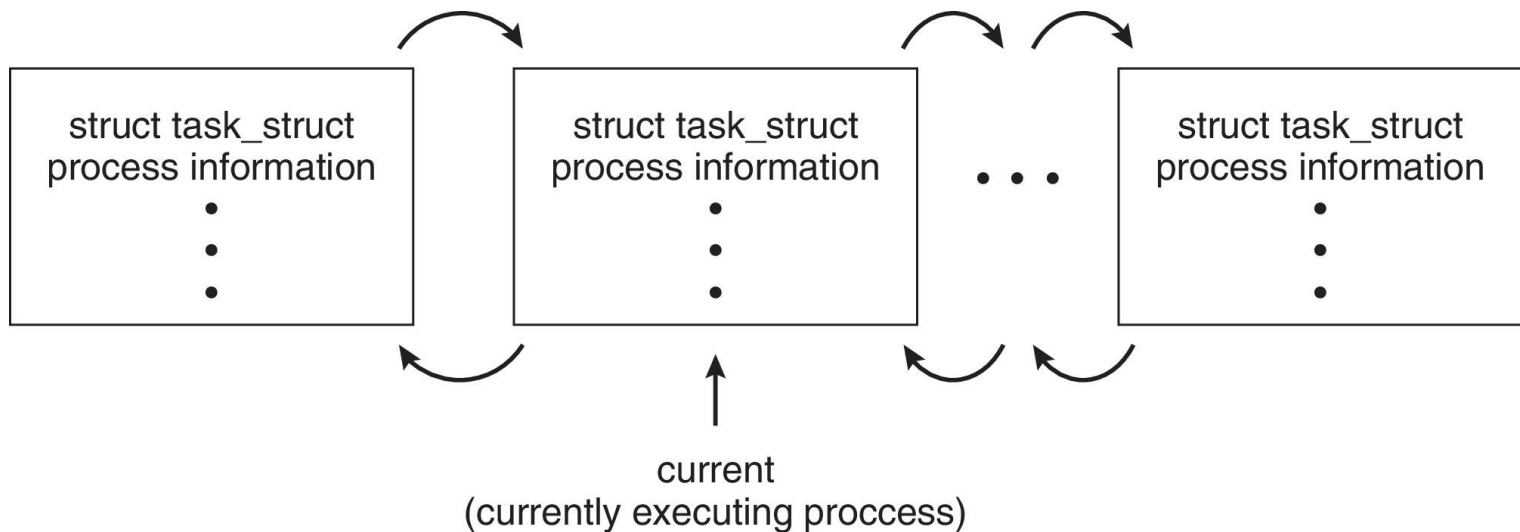




Process Representation in Linux

Represented by the C structure `task_struct`

```
pid t_pid;           /* process identifier */
long state;         /* state of the process */
unsigned int time_slice /* scheduling information */
struct task_struct *parent; /* this process's parent */
struct list_head children; /* this process's children */
struct files_struct *files; /* list of open files */
struct mm_struct *mm; /* address space of this process */
```






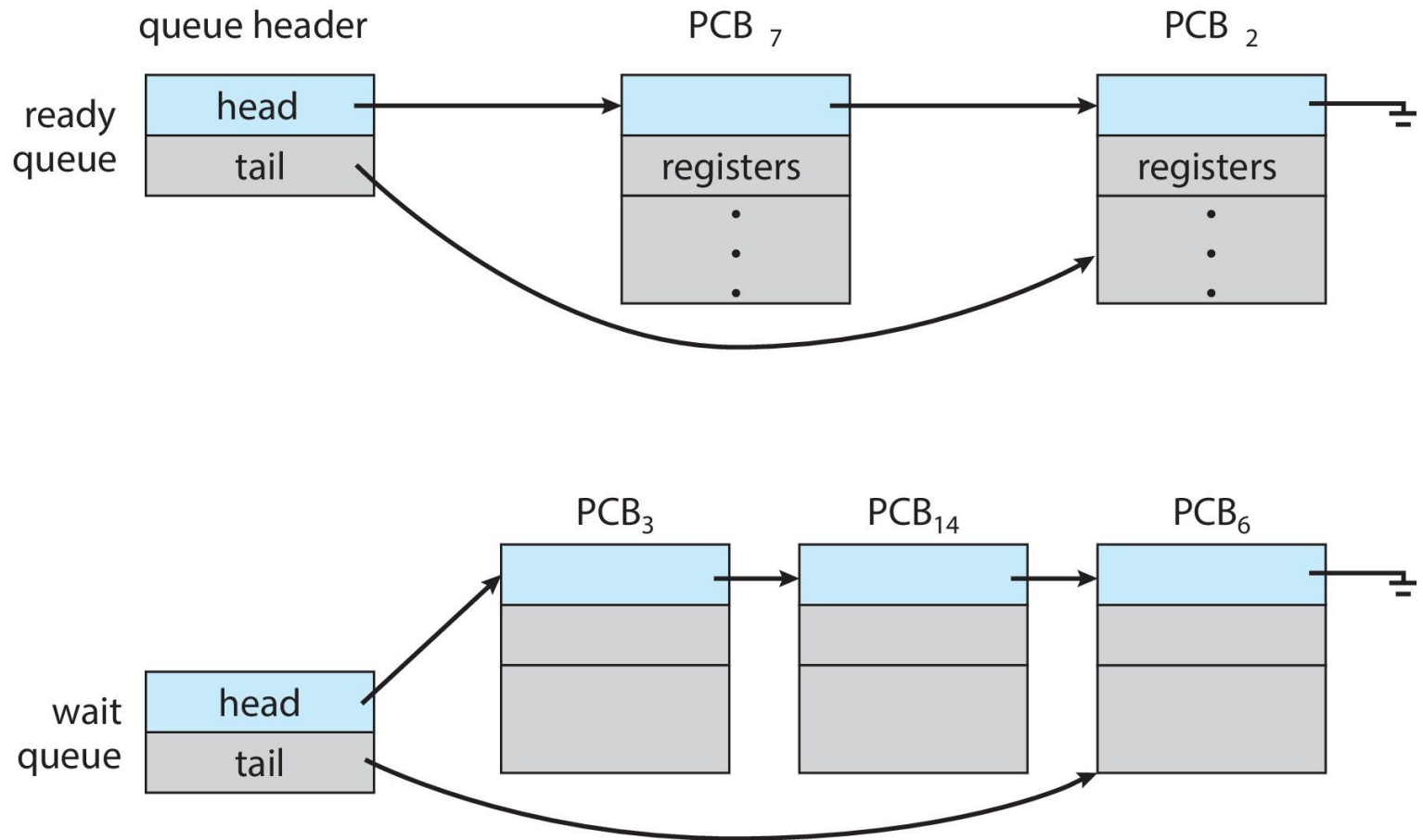
Process Scheduling

- Maximize CPU use, quickly switch processes onto CPU core
- **Process scheduler** selects among available processes for next execution on CPU core
- Maintains **scheduling queues** of processes
 - **Ready queue** – set of all processes residing in main memory, ready and waiting to execute
 - **Wait queues** – set of processes waiting for an event (i.e. I/O)
 - Processes migrate among the various queues



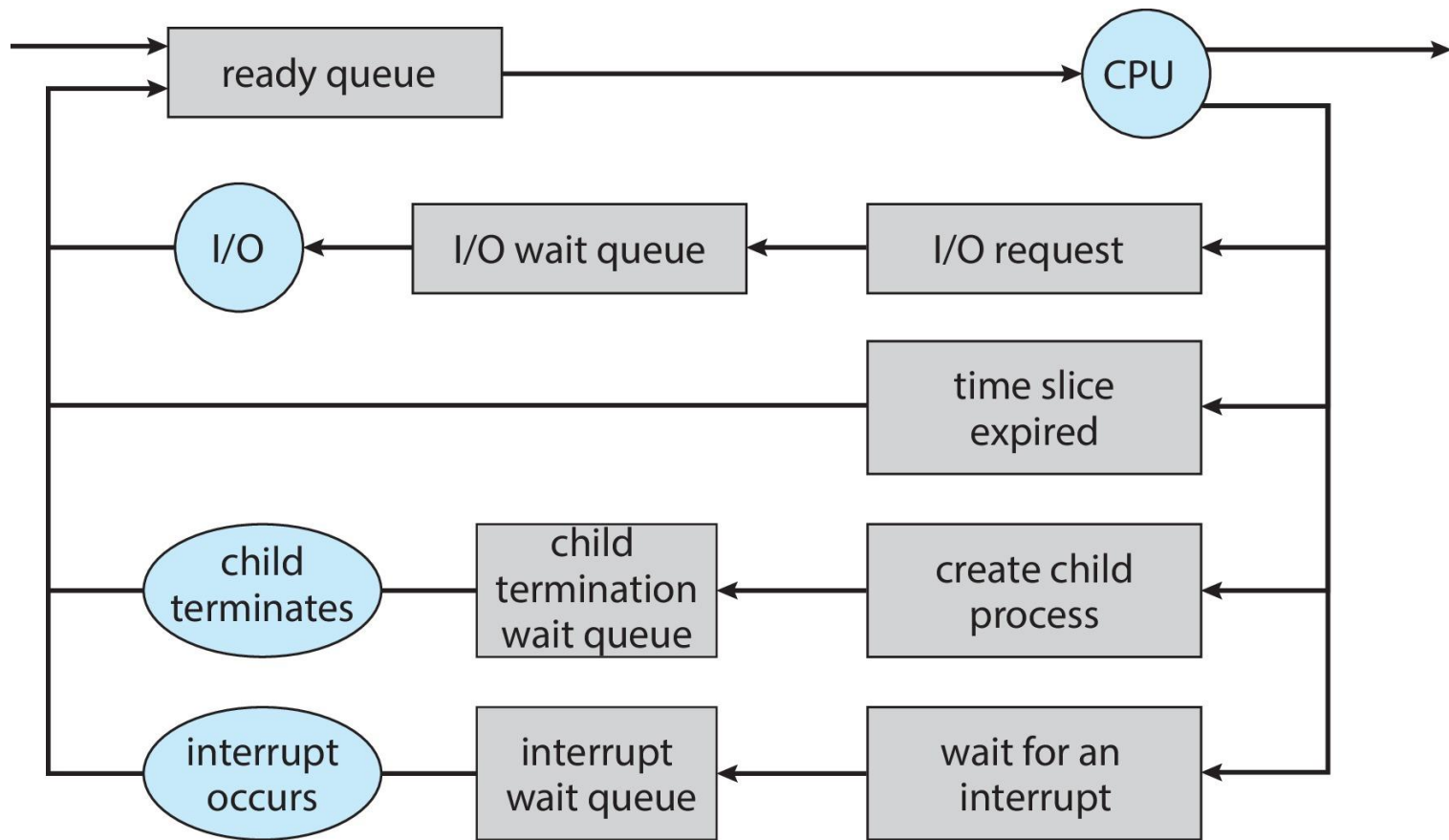


Ready and Wait Queues





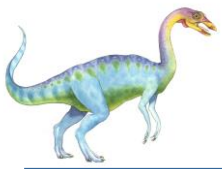
Representation of Process Scheduling



 Each regular box represents a queue

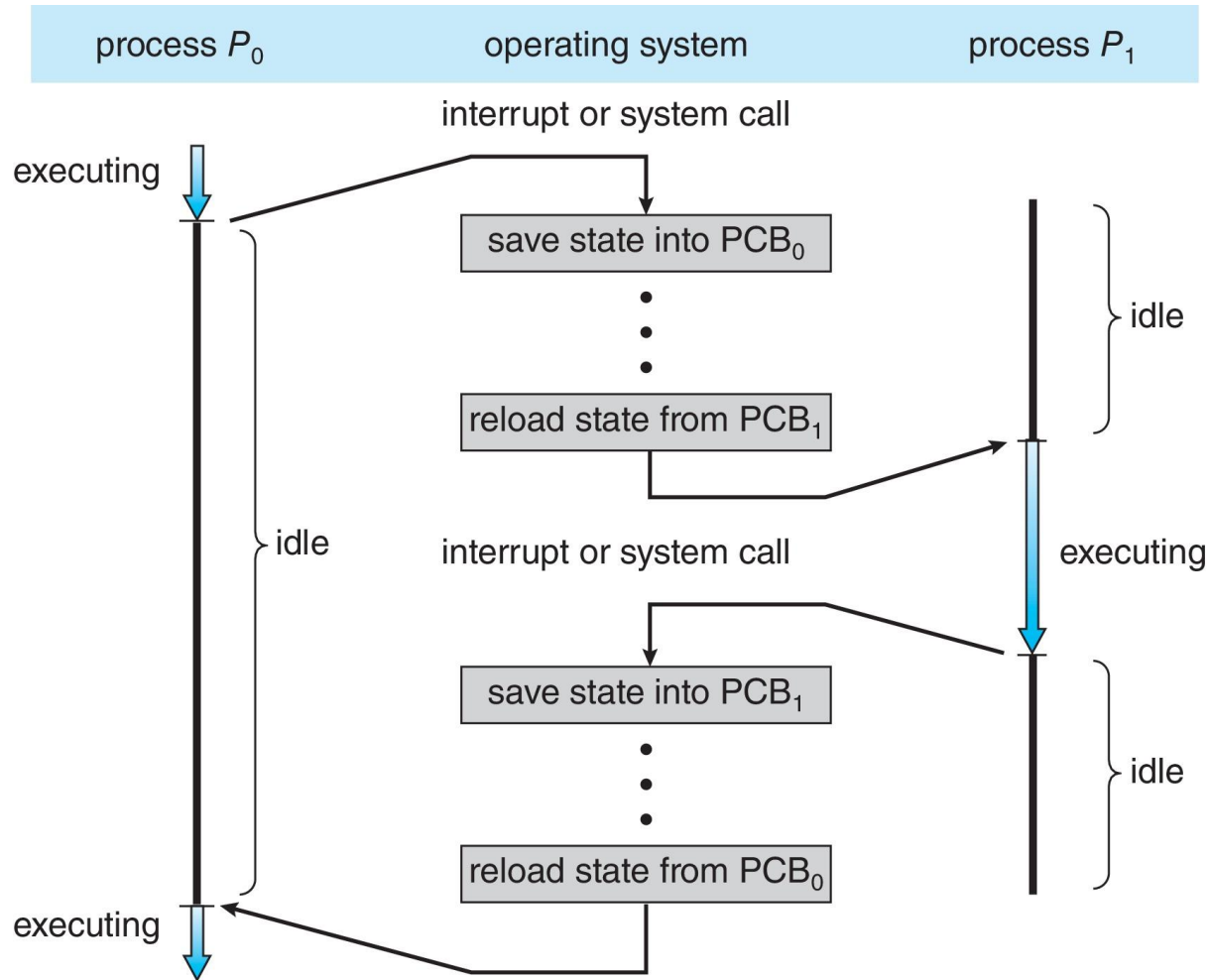
Queueing-diagram





CPU Switch From Process to Process

A **context switch** occurs when the CPU switches from one process to another.





Context Switch

- When CPU switches to another process, the system must **save the state** of the old process and load the **saved state** for the new process via a **context switch**
- **Context** of a process represented in the PCB
- Context-switch time is overhead; the system does no useful work while switching
 - The more complex the OS and the PCB → the longer the context switch
- Time dependent on hardware support
 - Some hardware provides multiple sets of registers per CPU → multiple contexts loaded at once

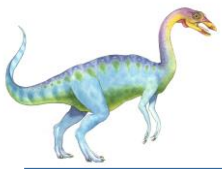




Multitasking in Mobile Systems


- Some mobile systems (e.g., early version of iOS) allow only one process to run, others suspended
- Due to screen real estate, user interface limits iOS provides for a
 - Single **foreground** process- controlled via user interface
 - Multiple **background** processes– in memory, running, but not on the display, and with limits
 - Limits include single, short task, receiving notification of events, specific long-running tasks like audio playback
- Android runs foreground and background, with fewer limits
 - Background process uses a **service** to perform tasks
 - Service can keep running even if background process is suspended
 - Service has no user interface, small memory use





Operations on Processes


- System must provide mechanisms for:
 - process creation
 - process termination

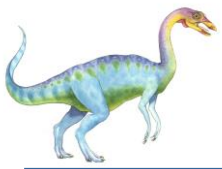




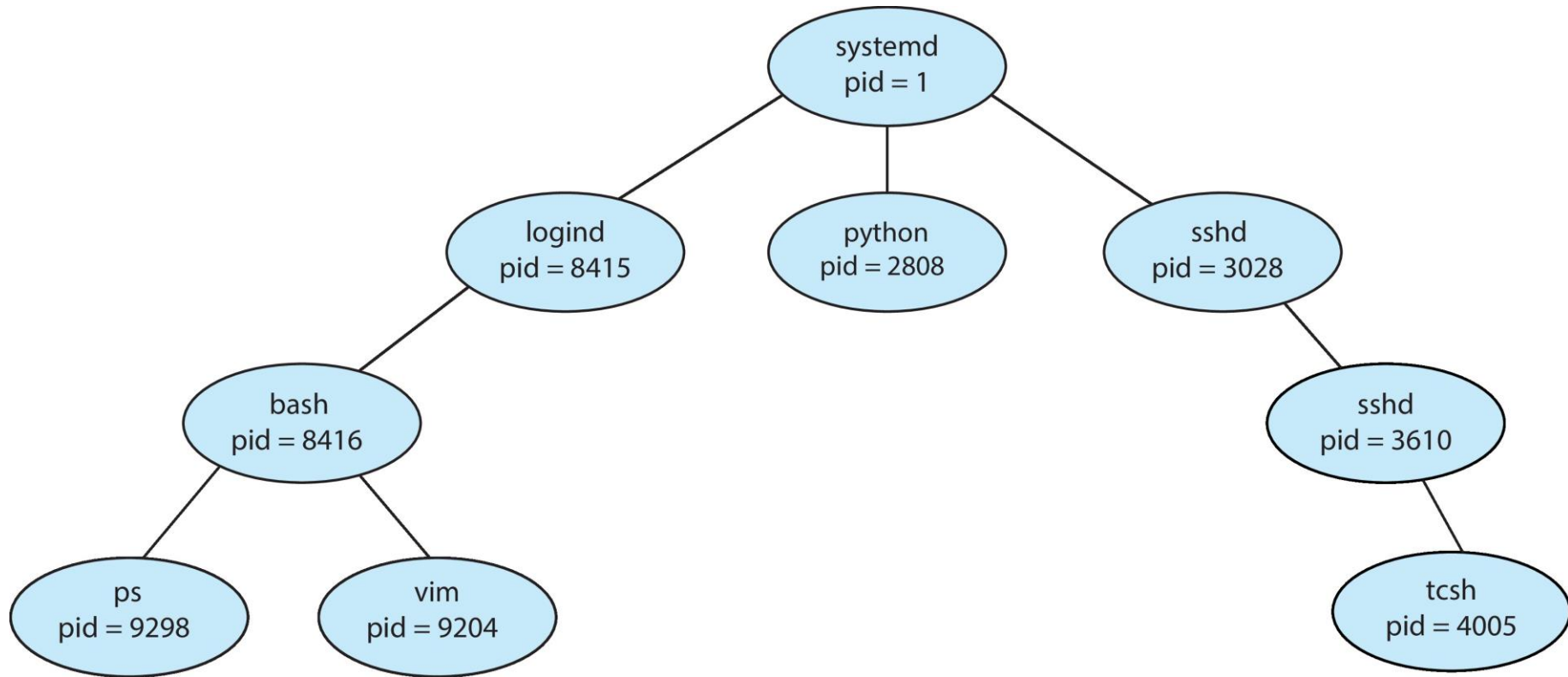
Process Creation


- **Parent** process create **children** processes, which, in turn create other processes, forming a **tree** of processes
- Generally, process identified and managed via a **process identifier (pid)**
- Resource sharing options
 - Parent and children share all resources
 - Children share subset of parent' s resources
 - Parent and child share no resources
- Execution options
 - Parent and children execute concurrently
 - Parent waits until children terminate





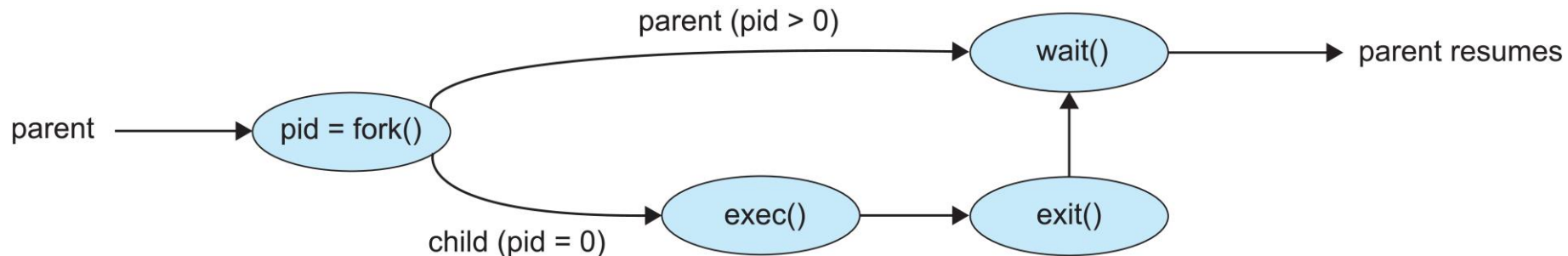
A Tree of Processes in Linux





Process Creation (Cont.)

- Address space
 - Child duplicate of parent
 - Child has a program loaded into it
- UNIX examples
 - `fork()` system call creates new process
 - `exec()` system call used after a `fork()` to replace the process' memory space with a new program
 - Parent process calls `wait()` for the child to terminate





C Program Forking Separate Process

```
#include <sys/types.h>
#include <stdio.h>
#include <unistd.h>


int main()
{
    pid_t pid;

    /* fork a child process */
    pid = fork();

    if (pid < 0) { /* error occurred */
        fprintf(stderr, "Fork Failed");
        return 1;
    }
    else if (pid == 0) { /* child process */
        execlp("/bin/ls", "ls", NULL);
    }
    else { /* parent process */
        /* parent will wait for the child to complete */
        wait(NULL);
        printf("Child Complete");
    }

    return 0;
}
```





Creating a Separate Process via Windows API

```
#include <stdio.h>
#include <windows.h>

int main(VOID)
{
    STARTUPINFO si;
    PROCESS_INFORMATION pi;

    /* allocate memory */
    ZeroMemory(&si, sizeof(si));
    si.cb = sizeof(si);
    ZeroMemory(&pi, sizeof(pi));

    /* create child process */
    if (!CreateProcess(NULL, /* use command line */
        "C:\\WINDOWS\\system32\\mspaint.exe", /* command */
        NULL, /* don't inherit process handle */
        NULL, /* don't inherit thread handle */
        FALSE, /* disable handle inheritance */
        0, /* no creation flags */
        NULL, /* use parent's environment block */
        NULL, /* use parent's existing directory */
        &si,
        &pi))
    {
        fprintf(stderr, "Create Process Failed");
        return -1;
    }
    /* parent will wait for the child to complete */
    WaitForSingleObject(pi.hProcess, INFINITE);
    printf("Child Complete");

    /* close handles */
    CloseHandle(pi.hProcess);
    CloseHandle(pi.hThread);
}
```





Process Termination

- Process executes last statement and then asks the operating system to delete it using the `exit()` system call.
 - Returns status data from child to parent (via `wait()`)
 - Process' resources are deallocated by operating system
- Parent may terminate the execution of children processes using the `abort()` system call. Some reasons for doing so:
 - Child has exceeded allocated resources
 - Task assigned to child is no longer required
 - The parent is exiting and the operating systems does not allow a child to continue if its parent terminates





Process Termination

- Some operating systems do not allow child to exist if its parent has terminated. If a process terminates, then all its children must also be terminated.
 - **cascading termination.** All children, grandchildren, etc. are terminated.
 - The termination is initiated by the operating system.
- The parent process may wait for termination of a child process by using the `wait()` system call. The call returns status information and the pid of the terminated process

```
pid = wait(&status);
```
- If no parent waiting (did not invoke `wait()`) process is a **zombie**
- If parent terminated without invoking `wait`, process is an **orphan**






Android Process Importance Hierarchy

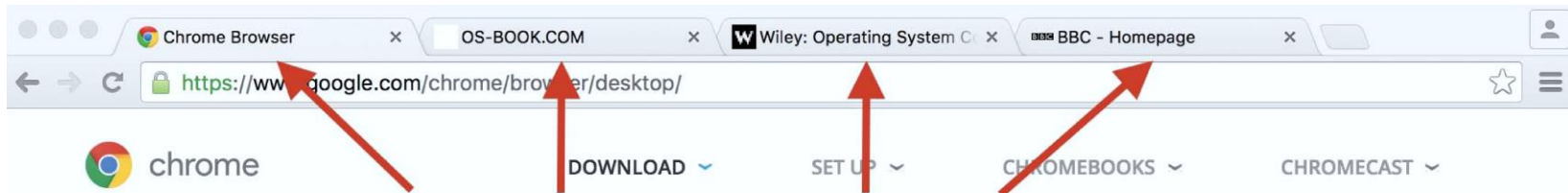
- Mobile operating systems often have to terminate processes to reclaim system resources such as memory. From **most** to **least** important:
 - Foreground process
 - Visible process
 - Service process
 - Background process
 - Empty process
- Android will begin terminating processes that are least important.





Multiprocess Architecture – Chrome Browser

- Many web browsers ran as single process (some still do)
 - If one web site causes trouble, entire browser can hang or crash
- Google Chrome Browser is multiprocess with 3 different types of processes:
 - **Browser** process manages user interface, disk and network I/O
 - **Renderer** process renders web pages, deals with HTML, Javascript. A new renderer created for each website opened
 - ▶ Runs in **sandbox** restricting disk and network I/O, minimizing effect of security exploits
 - **Plug-in** process for each type of plug-in



Each tab represents a separate process.






Interprocess Communication

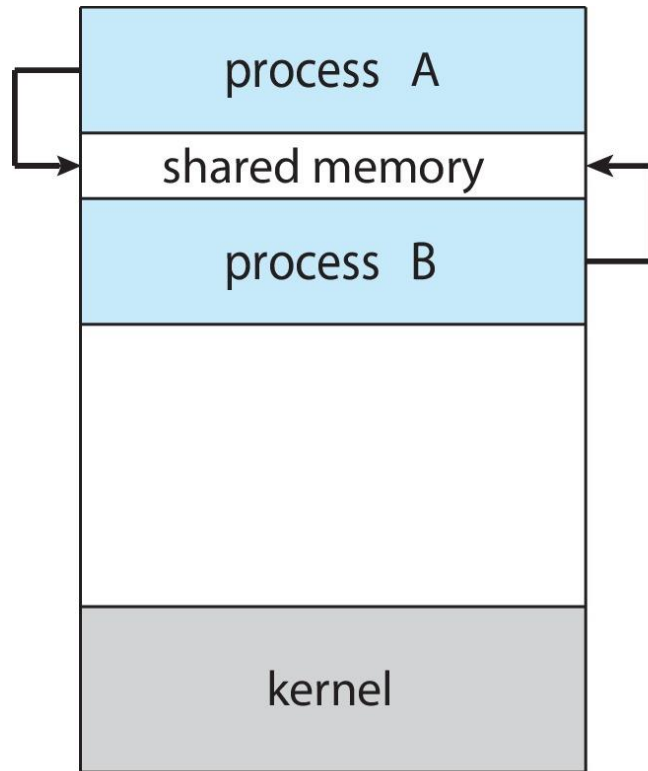
- Processes within a system may be *independent* or *cooperating*
- Cooperating process can affect or be affected by other processes, including sharing data
- Reasons for cooperating processes:
 - Information sharing
 - Computation speedup
 - Modularity
 - Convenience
- Cooperating processes need **interprocess communication (IPC)**
- Two models of IPC
 - **Shared memory**
 - **Message passing**





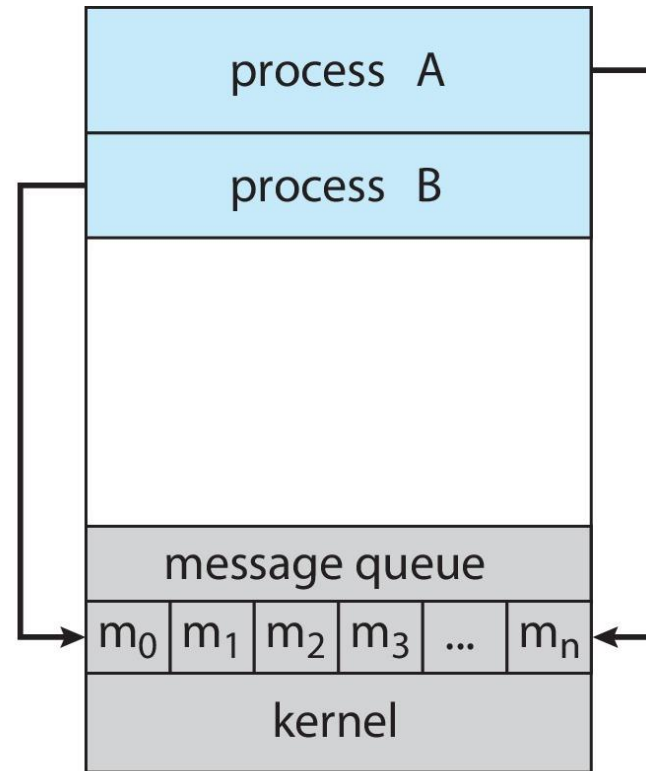
Communications Models

(a) Shared memory.



(a)

(b) Message passing.



(b)

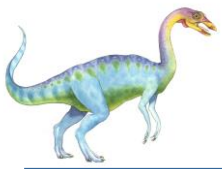




Cooperating Processes

- **Independent** process cannot affect or be affected by the execution of another process
- **Cooperating** process can affect or be affected by the execution of another process
- Advantages of process cooperation
 - Information sharing
 - Computation speed-up
 - Modularity
 - Convenience





Producer-Consumer Problem

- Paradigm for cooperating processes, *producer* process produces information that is consumed by a *consumer* process
 - **unbounded-buffer** places no practical limit on the size of the buffer
 - **bounded-buffer** assumes that there is a fixed buffer size





Interprocess Communication – Shared Memory

- An area of memory shared among the processes that wish to communicate
- The communication is under the control of the users processes not the operating system.
- Major issues is to provide mechanism that will allow the user processes to synchronize their actions when they access shared memory.



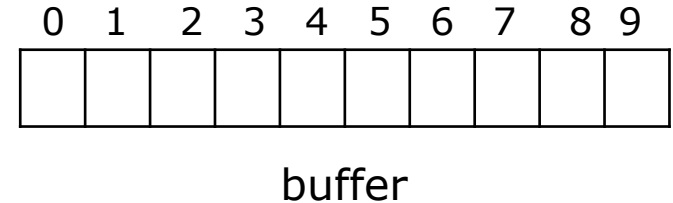


Bounded-Buffer – Shared-Memory Solution

- Shared data

```
#define BUFFER_SIZE 10
typedef struct {
    . . .
} item;

item buffer[BUFFER_SIZE];
int in = 0;
int out = 0;
```




- Solution is correct, but can only use `BUFFER_SIZE-1` elements

in :point the next free position in the buffer
out: point the first full position in the buffer

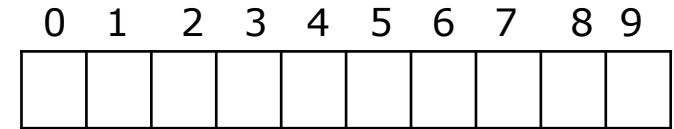
buffer empty when `in==out`
buffer full when `((in+1) % BUFFER_SIZE)== out`
% is modulus operator Ex. `3 %10 = 3`





Producer Process – Shared Memory

```
item next_produced;
```



buffer

```
while (true) {  
    /* produce an item in next produced */  
    while (((in + 1) % BUFFER_SIZE) == out); /* do nothing- no free  
                                              buffers */  
    buffer[in] = next_produced;  
    in = (in + 1) % BUFFER_SIZE;  
}
```


in :point the next free position in the buffer
out: point the first full position in the buffer

buffer empty when $in == out$

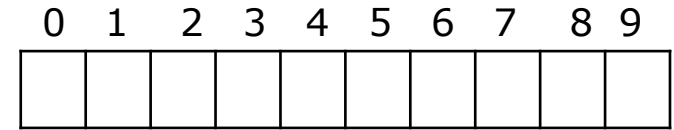
buffer full when $((in+1) \% BUFFER_SIZE) == out$

$\%$ is modulus operator Ex. $3 \% 10 = 3$





Consumer Process – Shared Memory



buffer

```
item next_consumed;
```

```
while (true) {  
    while (in == out); /* do nothing -nothing to consume*/  
  
    /* remove an item from the buffer */  
    next_consumed = buffer[out];  
    out = (out + 1) % BUFFER_SIZE;  
  
    /* consume the item in next consumed */  
}
```

in :point the next free position in the buffer
out: point the first full position in the buffer
buffer empty when in==out





Interprocess Communication – Message Passing


- Mechanism for processes to communicate and to synchronize their actions
- Message system – processes communicate with each other without resorting to shared variables
- IPC facility provides two operations:
 - `send(message)`
 - `receive(message)`
- The *message* size is either fixed or variable





Message Passing (Cont.)

- If processes P and Q wish to communicate, they need to:
 - Establish a **communication link** between them
 - Exchange messages via send/receive
- Implementation issues:
 - How are links established?
 - Can a link be associated with more than two processes?
 - How many links can there be between every pair of communicating processes?
 - What is the capacity of a link?
 - Is the size of a message that the link can accommodate fixed or variable?
 - Is a link unidirectional or bi-directional?






Message Passing (Cont.)

- Implementation of communication link
 - Physical:
 - ▶ Shared memory
 - ▶ Hardware bus
 - ▶ Network
 - Logical:
 - ▶ Direct or indirect
 - ▶ Synchronous or asynchronous
 - ▶ Automatic or explicit buffering





Direct Communication

- Processes must name each other explicitly:
 - **send** (P , *message*) – send a message to process P
 - **receive**(Q , *message*) – receive a message from process Q
- Properties of communication link
 - Links are established automatically
 - A link is associated with exactly one pair of communicating processes
 - Between each pair there exists exactly one link
 - The link may be unidirectional, but is usually bi-directional





Indirect Communication

- Messages are directed and received from mailboxes (also referred to as ports)
 - Each mailbox has a unique id
 - Processes can communicate only if they share a mailbox
- Properties of communication link
 - Link established only if processes share a common mailbox
 - A link may be associated with many processes
 - Each pair of processes may share several communication links
 - Link may be unidirectional or bi-directional





Indirect Communication

■ Operations


- create a new mailbox (port)
- send and receive messages through mailbox
- destroy a mailbox

■ Primitives are defined as:

send(*A, message*) – send a message to mailbox *A*


receive(*A, message*) – receive a message from mailbox *A*





Indirect Communication

- Mailbox sharing
 - P_1 , P_2 , and P_3 share mailbox A
 - P_1 , sends; P_2 and P_3 receive
 - Who gets the message?
- Solutions
 - Allow a link to be associated with at most two processes
 - Allow only one process at a time to execute a receive operation
 - Allow the system to select arbitrarily the receiver. Sender is notified who the receiver was.



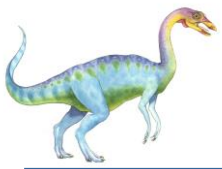


Synchronization

- Message passing may be either blocking or non-blocking
- **Blocking** is considered **synchronous**
 - **Blocking send** -- the sender is blocked until the message is received
 - **Blocking receive** -- the receiver is blocked until a message is available
- **Non-blocking** is considered **asynchronous**
 - **Non-blocking send** -- the sender sends the message and continue
 - **Non-blocking receive** -- the receiver receives:
 - A valid message, or
 - Null message
- Different combinations possible
 - If both send and receive are blocking, we have a **rendezvous**

rendezvous : จุดนัดพบ

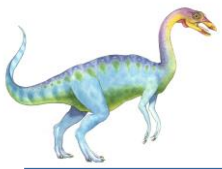




Producer – Shared Memory


```
message next_produced;  
  
while (true) {  
    /* produce an item in next_produced */  
  
    send(next_produced) ;  
}
```





Consumer– Shared Memory

```
message next_consumed;  
  
while (true) {  
    receive(next_consumed)  
  
    /* consume the item in next_consumed */  
}
```





Buffering


- Queue of messages attached to the link.
- Implemented in one of three ways
 1. Zero capacity – no messages are queued on a link.
Sender must wait for receiver (rendezvous)
 2. Bounded capacity – finite length of n messages
Sender must wait if link full
 3. Unbounded capacity – infinite length
Sender never waits

rendezvous : จุดนัดพบ

finite: จำกัด

infinite: ไม่จำกัด





Examples of IPC Systems - POSIX

■ POSIX Shared Memory

- Process first creates shared memory segment

```
shm_fd = shm_open(name, O_CREAT | O_RDWR, 0666);
```

- Also used to open an existing segment
- Set the size of the object

```
ftruncate(shm_fd, 4096);
```

- Use `mmap()` to memory-map a file pointer to the shared memory object
- Reading and writing to shared memory is done by using the pointer returned by `mmap()`.





IPC POSIX Producer

```
#include <stdio.h>
#include <stdlib.h>
#include <string.h>
#include <fcntl.h>
#include <sys/shm.h>
#include <sys/stat.h>

int main()
{
    /* the size (in bytes) of shared memory object */
    const int SIZE = 4096;
    /* name of the shared memory object */
    const char *name = "OS";
    /* strings written to shared memory */
    const char *message_0 = "Hello";
    const char *message_1 = "World!";

    /* shared memory file descriptor */
    int shm_fd;
    /* pointer to shared memory object */
    void *ptr;

    /* create the shared memory object */
    shm_fd = shm_open(name, O_CREAT | O_RDWR, 0666);

    /* configure the size of the shared memory object */
    ftruncate(shm_fd, SIZE);

    /* memory map the shared memory object */
    ptr = mmap(0, SIZE, PROT_WRITE, MAP_SHARED, shm_fd, 0);

    /* write to the shared memory object */
    sprintf(ptr,"%s",message_0);
    ptr += strlen(message_0);
    sprintf(ptr,"%s",message_1);
    ptr += strlen(message_1);

    return 0;
}
```





IPC POSIX Consumer

```
#include <stdio.h>
#include <stdlib.h>
#include <fcntl.h>
#include <sys/shm.h>
#include <sys/stat.h>

int main()
{
    /* the size (in bytes) of shared memory object */
    const int SIZE = 4096;
    /* name of the shared memory object */
    const char *name = "OS";
    /* shared memory file descriptor */
    int shm_fd;
    /* pointer to shared memory object */
    void *ptr;

    /* open the shared memory object */
    shm_fd = shm_open(name, O_RDONLY, 0666);


    /* memory map the shared memory object */
    ptr = mmap(0, SIZE, PROT_READ, MAP_SHARED, shm_fd, 0);

    /* read from the shared memory object */
    printf("%s", (char *)ptr);

    /* remove the shared memory object */
    shm_unlink(name);

    return 0;
}
```





Examples of IPC Systems - Mach

- Mach communication is message based
 - Even system calls are messages
 - Each task gets two ports at creation- Kernel and Notify
 - Messages are sent and received using the `mach_msg()` function
 - Ports needed for communication, created via `mach_port_allocate()`
 - Send and receive are flexible, for example four options if mailbox full:
 - ▶ Wait indefinitely
 - ▶ Wait at most n milliseconds
 - ▶ Return immediately
 - ▶ Temporarily cache a message





Mach Messages

```
#include<mach/mach.h>

struct message {
    mach_msg_header_t header;
    int data;
};

mach port t client;
mach port t server;
```





Mach Message Passing - Client


```
    /* Client Code */

    struct message message;

    // construct the header
    message.header.msgh_size = sizeof(message);
    message.header.msgh_remote_port = server;
    message.header.msgh_local_port = client;

    // send the message
    mach_msg(&message.header, // message header
             MACH_SEND_MSG, // sending a message
             sizeof(message), // size of message sent
             0, // maximum size of received message - unnecessary
             MACH_PORT_NULL, // name of receive port - unnecessary
             MACH_MSG_TIMEOUT_NONE, // no time outs
             MACH_PORT_NULL // no notify port
    );
```





Mach Message Passing - Server

```
/* Server Code */

struct message message;

// receive the message
mach_msg(&message.header, // message header
        MACH_RCV_MSG, // sending a message
        0, // size of message sent
        sizeof(message), // maximum size of received message
        server, // name of receive port
        MACH_MSG_TIMEOUT_NONE, // no time outs
        MACH_PORT_NULL // no notify port
);
```

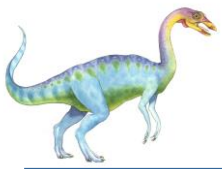




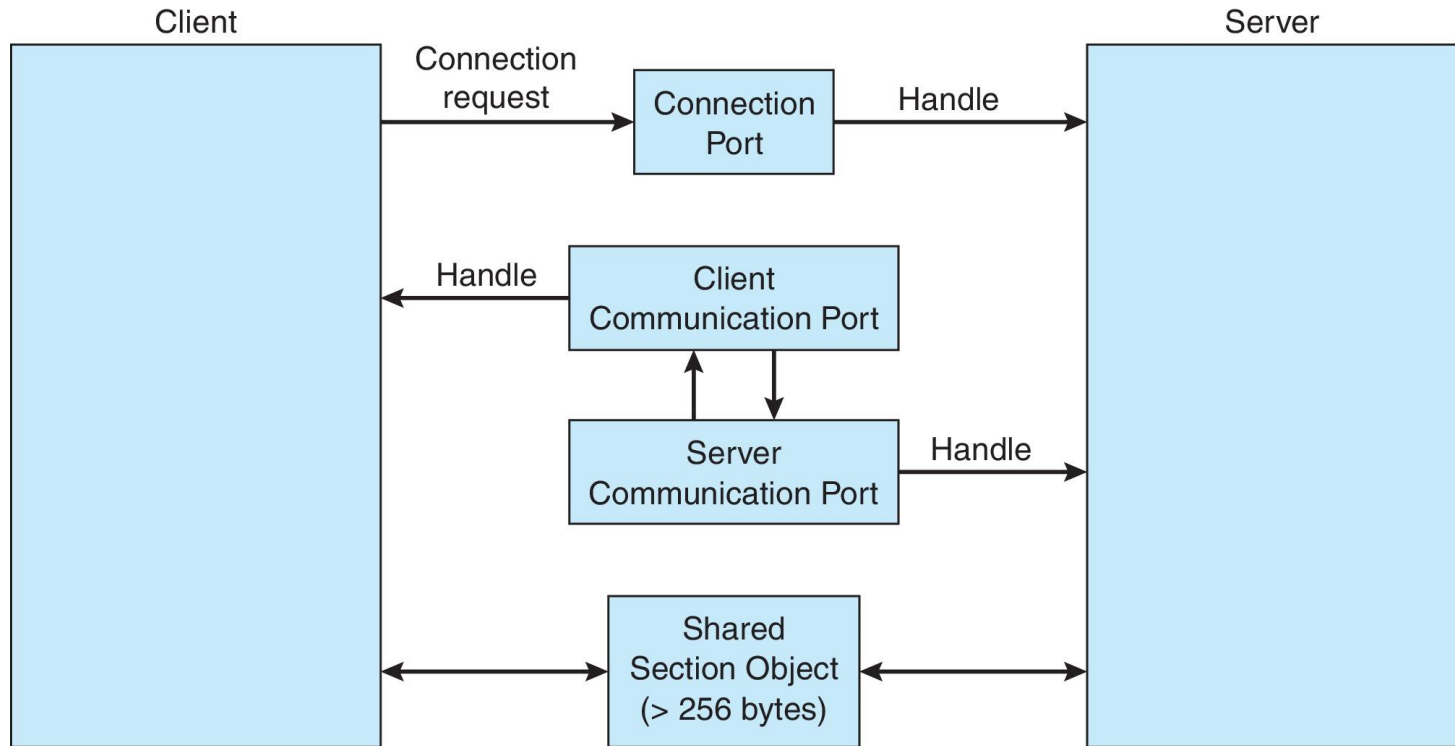
Examples of IPC Systems – Windows

- Message-passing centric via **advanced local procedure call (LPC)** facility
 - Only works between processes on the same system
 - Uses ports (like mailboxes) to establish and maintain communication channels
 - Communication works as follows:
 - ▶ The client opens a handle to the subsystem's **connection port** object.
 - ▶ The client sends a connection request.
 - ▶ The server creates two private **communication ports** and returns the handle to one of them to the client.
 - ▶ The client and server use the corresponding port handle to send messages or callbacks and to listen for replies.





Local Procedure Calls in Windows





Pipes

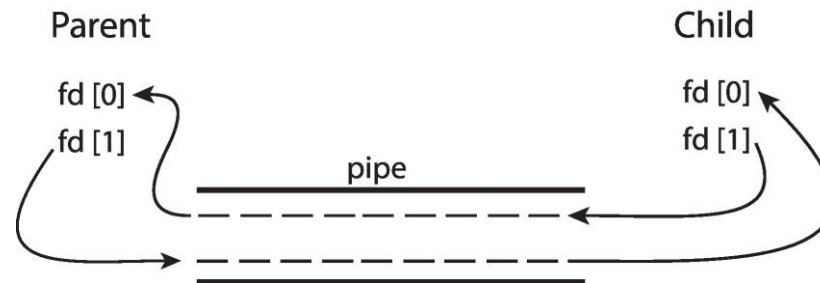
- Acts as a conduit allowing two processes to communicate
- Issues:
 - Is communication unidirectional or bidirectional?
 - In the case of two-way communication, is it half or full-duplex?
 - Must there exist a relationship (i.e., **parent-child**) between the communicating processes?
 - Can the pipes be used over a network?
- **Ordinary pipes** – cannot be accessed from outside the process that created it. Typically, a parent process creates a pipe and uses it to communicate with a child process that it created.
- **Named pipes** – can be accessed without a parent-child relationship.





Ordinary Pipes

- Ordinary Pipes allow communication in standard producer-consumer style
- Producer writes to one end (the **write-end** of the pipe)
- Consumer reads from the other end (the **read-end** of the pipe)
- Ordinary pipes are therefore unidirectional
- Require parent-child relationship between communicating processes



- Windows calls these **anonymous pipes**

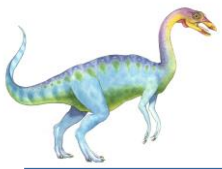




Named Pipes

- Named Pipes are more powerful than ordinary pipes
- Communication is bidirectional
- No parent-child relationship is necessary between the communicating processes
- Several processes can use the named pipe for communication
- Provided on both UNIX and Windows systems





Communications in Client-Server Systems

- Sockets
- Remote Procedure Calls






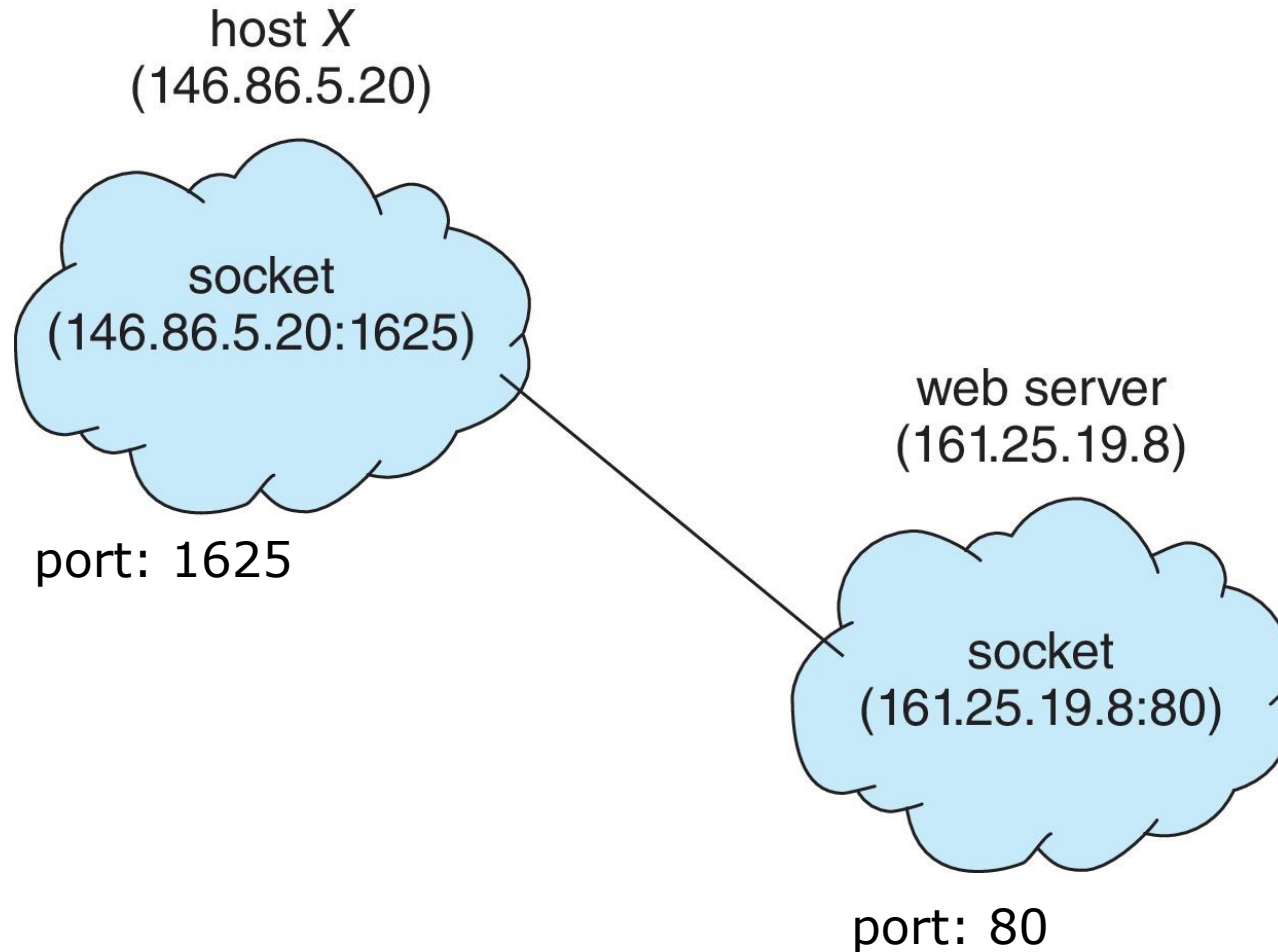
Sockets

- A **socket** is defined as an endpoint for communication
- Concatenation of IP address and **port** – a number included at start of message packet to differentiate network services on a host
 - Ex. ftp port: 21, telnet port: 23 , http port: 80
- The socket **161.25.19.8:1625** refers to port **1625** on host **161.25.19.8**
- Communication consists between a pair of sockets
- All ports below 1024 are **well known**, used for standard services
- Special IP address 127.0.0.1 (**loopback**) to refer to system on which process is running





Socket Communication





Sockets in Java

■ Three types of sockets

- **Connection-oriented (TCP)**
- **Connectionless (UDP)**
- **MulticastSocket** class— data can be sent to multiple recipients

■ Consider this “Date” server in Java:

```
import java.net.*;
import java.io.*;

public class DateServer
{
    public static void main(String[] args) {
        try {
            ServerSocket sock = new ServerSocket(6013);

            /* now listen for connections */
            while (true) {
                Socket client = sock.accept();

                PrintWriter pout = new
                    PrintWriter(client.getOutputStream(), true);

                /* write the Date to the socket */
                pout.println(new java.util.Date().toString());

                /* close the socket and resume */
                /* listening for connections */
                client.close();
            }
        }
        catch (IOException ioe) {
            System.err.println(ioe);
        }
    }
}
```





Sockets in Java

The equivalent Date client

```
import java.net.*;
import java.io.*;

public class DateClient
{
    public static void main(String[] args) {
        try {
            /* make connection to server socket */
            Socket sock = new Socket("127.0.0.1",6013);

            InputStream in = sock.getInputStream();
            BufferedReader bin = new
                BufferedReader(new InputStreamReader(in));

            /* read the date from the socket */
            String line;
            while ( (line = bin.readLine()) != null)
                System.out.println(line);

            /* close the socket connection*/
            sock.close();
        }
        catch (IOException ioe) {
            System.err.println(ioe);
        }
    }
}
```





Remote Procedure Calls

- Remote procedure call (RPC) abstracts procedure calls between processes on networked systems
 - Again uses ports for service differentiation
- **Stubs** – client-side proxy for the actual procedure on the server
- The client-side stub locates the server and **marshalls** the parameters
- The server-side stub receives this message, unpacks the marshalled parameters, and performs the procedure on the server
- On Windows, stub code compile from specification written in **Microsoft Interface Definition Language (MIDL)**





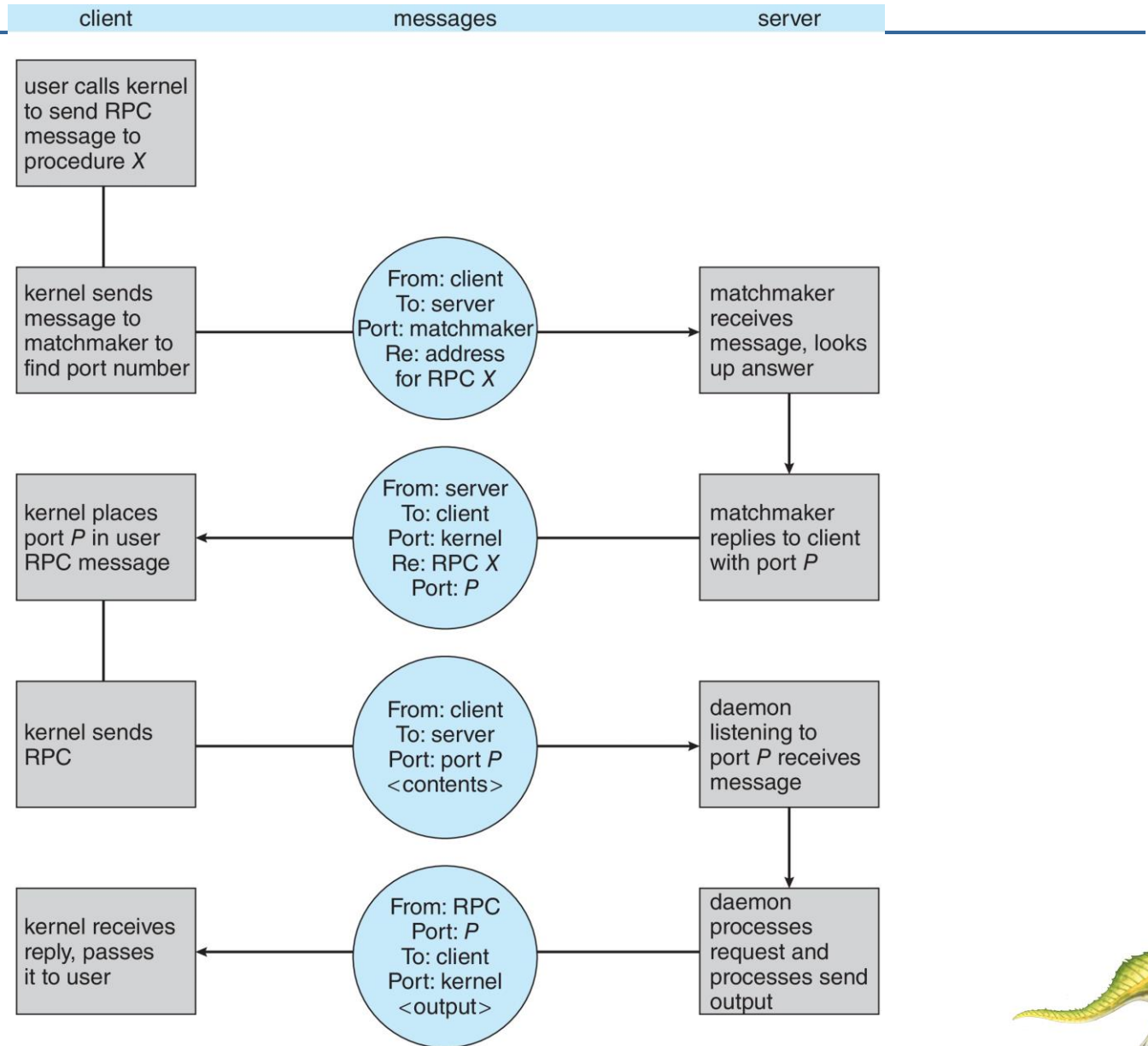
Remote Procedure Calls (Cont.)

- Data representation handled via **External Data Representation (XDL)** format to account for different architectures
 - **Big-endian** and **little-endian**
- Remote communication has more failure scenarios than local
 - Messages can be delivered ***exactly once*** rather than ***at most once***
- OS typically provides a rendezvous (or **matchmaker**) service to connect client and server





Execution of RPC



End of Chapter 3

