

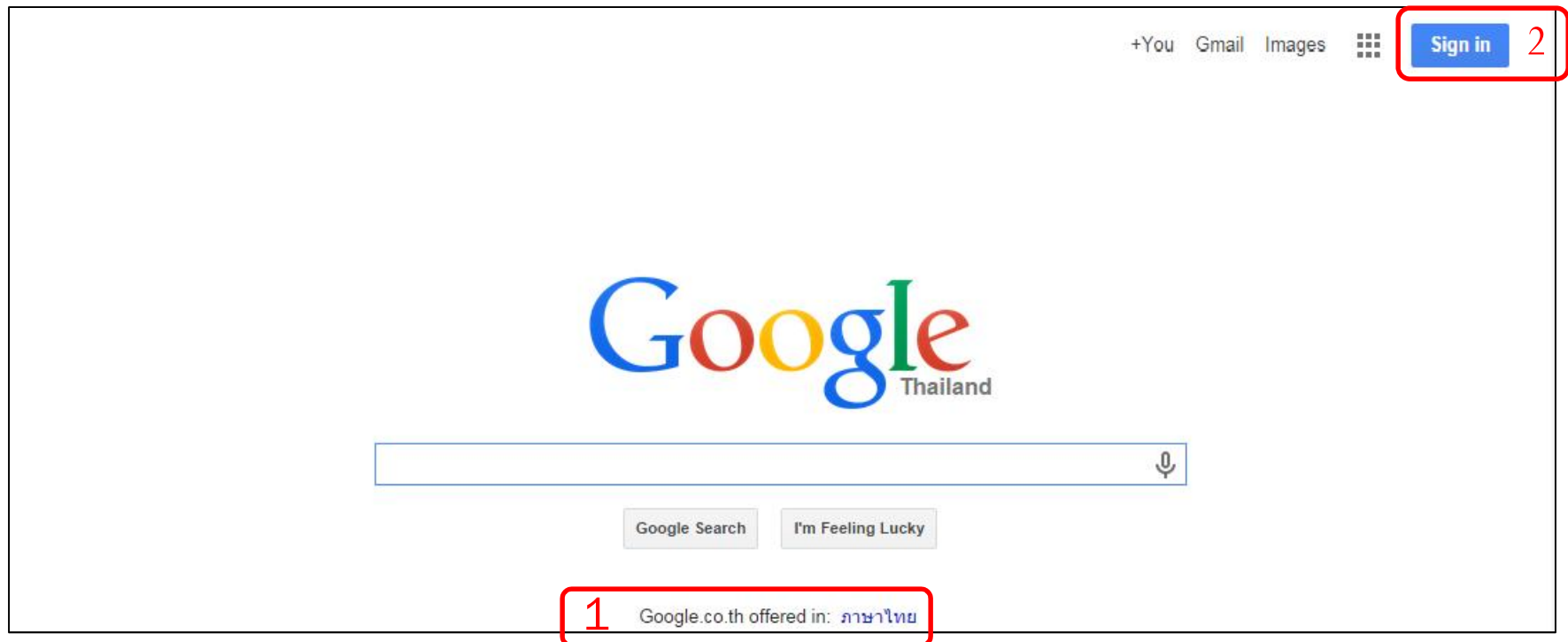
# Creating Google Account

# Creating a Google Account

- Go to URL <http://www.google.com>
- 1. You might need to change language, bottom of the screen

Google.co.th offered in: ภาษาไทย

2. Click at **Sign in** top right corner

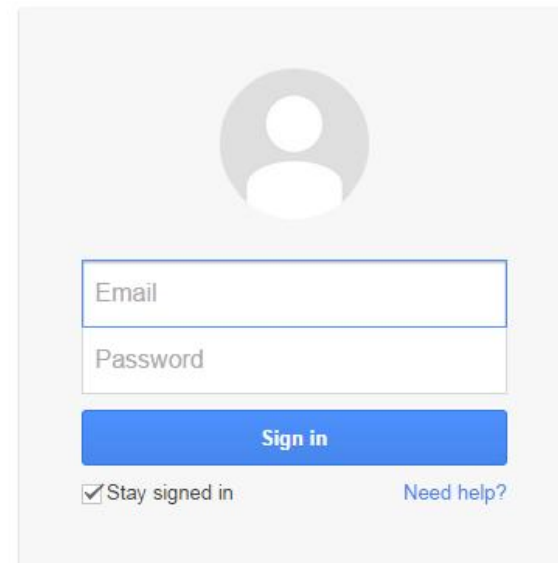


## Creating a Google Account (2)

- At Google Sign in page, click [Create an account](#) at the bottom of the page.

  
One account. All of Google.

Sign in with your Google Account



A screenshot of the Google sign-in interface. It features a grey background with a white circular profile icon placeholder at the top. Below the icon are two white input fields with blue borders, labeled 'Email' and 'Password'. A blue 'Sign in' button is positioned below the password field. At the bottom left of the form is a checked checkbox labeled 'Stay signed in', and at the bottom right is a link labeled 'Need help?'.

[Create an account](#)

This should take you to [Create Your Google Account](#) page.

One Google Account for everything Google



# Creating a Google Account (3)

Google [Sign in](#)

**For Password Recovery**

**Name**

First Last

**Choose your username**

@gmail.com

[I prefer to use my current email address](#)

**Create a password**

**Confirm your password**

**Birthday**

Month Day Year

**Gender**

I am...

**Mobile phone**

+66

**Your current email address**

**Prove you're not a robot**

Skip this verification (phone verification may be required)

**Then** *niodeXd*

Type the text:

Then niodeXd

**Location**

Thailand (ไทย)

I agree to the Google [Terms of Service](#) and [Privacy Policy](#)

**Next step**


[Learn more](#) about why we ask for this information.

# Creating a Google Account (4)

**Verify your account**

You're almost done! We just need to **verify your account** before you can start using it.

**Phone number** ex: 02 123 4567



- Google will only use this number for account security.
- Standard text messaging rates may apply.

**How should we send you codes?**

Text message (SMS)


Voice Call

**Continue**

Important: Google will not use your phone number for marketing purposes.

Receive Verification Code

**Verify your account**

 →

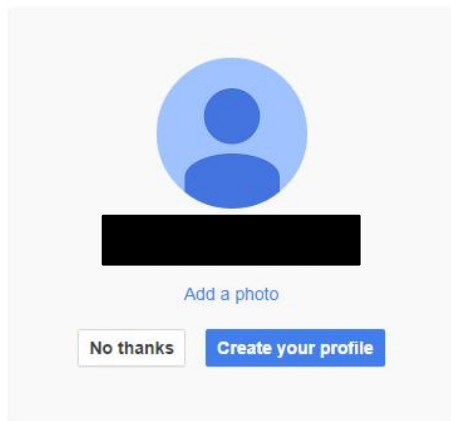
**Enter verification code**

**Continue**

# Creating a Google Account (5)

## Create your public Google+ profile

Help make Google better for everyone by contributing restaurant reviews, videos on YouTube, and ratings for apps, books, and movies in the Play Store. To share public content like this, you'll need a public Google+ profile.




You can change your profile information at any time. [Learn more](#)

- Choose your profile Photo
- Click *Create your profile*

# Creating a Google Account (6)

- And you're done!



*Access apps, check notifications, and edit your account*



Welcome, [redacted]

Your new email address is [redacted]

Thanks for creating a Google Account. Use it to subscribe to channels on YouTube, video chat for free, save favorite places on Maps, and lots more.

Get started

