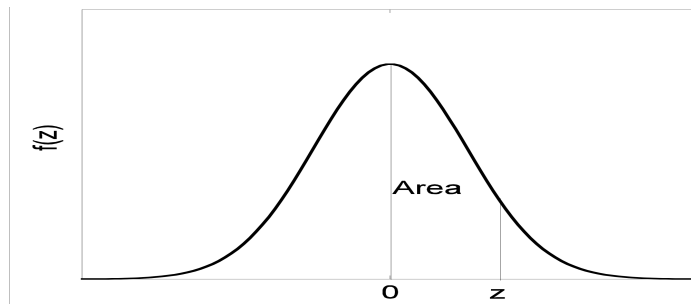


ตารางสถิติ

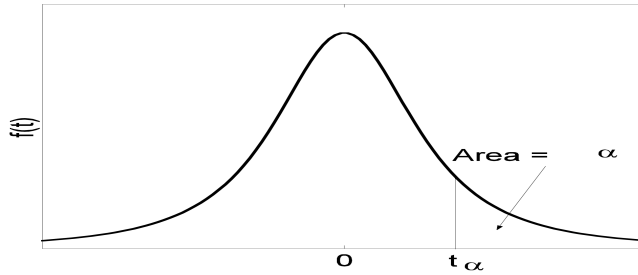
ตาราง ก
 ตารางการแจกแจงความน่าจะเป็นแบบปกติมาตรฐาน



z	0.00	0.01	0.02	0.03	0.04	0.05	0.06	0.07	0.08	0.09
0.0	0.0000	0.0040	0.0080	0.0120	0.0160	0.0199	0.0239	0.0279	0.0319	0.0359
0.1	0.0398	0.0438	0.0478	0.0517	0.0557	0.0596	0.0636	0.0675	0.0714	0.0753
0.2	0.0793	0.0832	0.0871	0.0910	0.0948	0.0987	0.1026	0.1064	0.1103	0.1141
0.3	0.1179	0.1217	0.1255	0.1293	0.1331	0.1368	0.1406	0.1443	0.1480	0.1517
0.4	0.1554	0.1591	0.1628	0.1664	0.1700	0.1736	0.1772	0.1808	0.1844	0.1879
0.5	0.1915	0.1950	0.1985	0.2019	0.2054	0.2088	0.2123	0.2157	0.2190	0.2224
0.6	0.2257	0.2291	0.2324	0.2357	0.2389	0.2422	0.2454	0.2486	0.2517	0.2549
0.7	0.2580	0.2611	0.2642	0.2673	0.2704	0.2734	0.2764	0.2794	0.2823	0.2852
0.8	0.2881	0.2910	0.2939	0.2967	0.2995	0.3023	0.3051	0.3078	0.3106	0.3133
0.9	0.3159	0.3186	0.3212	0.3238	0.3264	0.3289	0.3315	0.3340	0.3365	0.3389
1.0	0.3413	0.3438	0.3461	0.3485	0.3508	0.3531	0.3554	0.3577	0.3599	0.3621
1.1	0.3643	0.3665	0.3686	0.3708	0.3729	0.3749	0.3770	0.3790	0.3810	0.3830
1.2	0.3849	0.3869	0.3888	0.3907	0.3925	0.3944	0.3962	0.3980	0.3997	0.4015
1.3	0.4032	0.4049	0.4066	0.4082	0.4099	0.4115	0.4131	0.4147	0.4162	0.4177
1.4	0.4192	0.4207	0.4222	0.4236	0.4251	0.4265	0.4279	0.4292	0.4306	0.4319
1.5	0.4332	0.4345	0.4357	0.4370	0.4382	0.4394	0.4406	0.4418	0.4429	0.4441
1.6	0.4452	0.4463	0.4474	0.4484	0.4495	0.4505	0.4515	0.4525	0.4535	0.4545
1.7	0.4554	0.4564	0.4573	0.4582	0.4591	0.4599	0.4608	0.4616	0.4625	0.4633
1.8	0.4641	0.4649	0.4656	0.4664	0.4671	0.4678	0.4686	0.4693	0.4699	0.4706
1.9	0.4713	0.4719	0.4726	0.4732	0.4738	0.4744	0.4750	0.4756	0.4761	0.4767
2.0	0.4772	0.4778	0.4783	0.4788	0.4793	0.4798	0.4803	0.4808	0.4812	0.4817
2.1	0.4821	0.4826	0.4830	0.4834	0.4838	0.4842	0.4846	0.4850	0.4854	0.4857
2.2	0.4861	0.4864	0.4868	0.4871	0.4875	0.4878	0.4881	0.4884	0.4887	0.4890
2.3	0.4893	0.4896	0.4898	0.4901	0.4904	0.4906	0.4909	0.4911	0.4913	0.4916
2.4	0.4918	0.4920	0.4922	0.4925	0.4927	0.4929	0.4931	0.4932	0.4934	0.4936
2.5	0.4938	0.4940	0.4941	0.4943	0.4945	0.4946	0.4948	0.4949	0.4951	0.4952
2.6	0.4953	0.4955	0.4956	0.4957	0.4959	0.4960	0.4961	0.4962	0.4963	0.4964
2.7	0.4965	0.4966	0.4967	0.4968	0.4969	0.4970	0.4971	0.4972	0.4973	0.4974
2.8	0.4974	0.4975	0.4976	0.4977	0.4977	0.4978	0.4979	0.4979	0.4980	0.4981
2.9	0.4981	0.4982	0.4982	0.4983	0.4984	0.4984	0.4985	0.4985	0.4986	0.4986
3.0	0.4987	0.4987	0.4987	0.4988	0.4988	0.4989	0.4989	0.4989	0.4990	0.4990

ตาราง ข

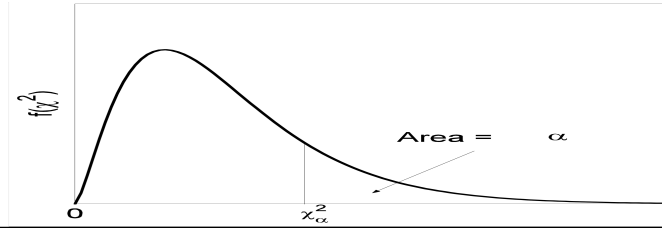
ตารางค่าวิกฤตการแจกแจงความน่าจะเป็นแบบที



d.f.	α						
	0.100	0.050	0.025	0.010	0.005	0.001	0.0005
1	3.0777	6.3138	12.7062	31.8205	63.6567	318.3088	636.6193
2	1.8856	2.9200	4.3027	6.9646	9.9248	22.3271	31.5991
3	1.6377	2.3534	3.1824	4.5407	5.8409	10.2145	12.9240
4	1.5332	2.1318	2.7764	3.7469	4.6041	7.1732	8.6103
5	1.4759	2.0150	2.5706	3.3649	4.0321	5.8934	6.8688
6	1.4398	1.9432	2.4469	3.1427	3.7074	5.2076	5.9588
7	1.4149	1.8946	2.3646	2.9980	3.4995	4.7853	5.4079
8	1.3968	1.8595	2.3060	2.8965	3.3554	4.5008	5.0413
9	1.3830	1.8331	2.2622	2.8214	3.2498	4.2968	4.7809
10	1.3722	1.8125	2.2281	2.7638	3.1693	4.1437	4.5869
11	1.3634	1.7959	2.2010	2.7181	3.1058	4.0247	4.4370
12	1.3562	1.7823	2.1788	2.6810	3.0545	3.9296	4.3178
13	1.3502	1.7709	2.1604	2.6503	3.0123	3.8520	4.2208
14	1.3450	1.7613	2.1448	2.6245	2.9768	3.7874	4.1405
15	1.3406	1.7531	2.1314	2.6025	2.9467	3.7328	4.0728
16	1.3368	1.7459	2.1199	2.5835	2.9208	3.6862	4.0150
17	1.3334	1.7396	2.1098	2.5669	2.8982	3.6458	3.9651
18	1.3304	1.7341	2.1009	2.5524	2.8784	3.6105	3.9216
19	1.3277	1.7291	2.0930	2.5395	2.8609	3.5794	3.8834
20	1.3253	1.7247	2.0860	2.5280	2.8453	3.5518	3.8495
21	1.3232	1.7207	2.0796	2.5176	2.8314	3.5272	3.8193
22	1.3212	1.7171	2.0739	2.5083	2.8188	3.5050	3.7921
23	1.3195	1.7139	2.0687	2.4999	2.8073	3.4850	3.7676
24	1.3178	1.7109	2.0639	2.4922	2.7969	3.4668	3.7454
25	1.3163	1.7081	2.0595	2.4851	2.7874	3.4502	3.7251
26	1.3150	1.7056	2.0555	2.4786	2.7787	3.4350	3.7066
27	1.3137	1.7033	2.0518	2.4727	2.7707	3.4210	3.6896
28	1.3125	1.7011	2.0484	2.4671	2.7633	3.4082	3.6739
29	1.3114	1.6991	2.0452	2.4620	2.7564	3.3962	3.6594
30	1.3104	1.6973	2.0423	2.4573	2.7500	3.3852	3.6460
40	1.3031	1.6839	2.0211	2.4233	2.7045	3.3069	3.5510
60	1.2958	1.6706	2.0003	2.3901	2.6603	3.2317	3.4602
120	1.2886	1.6577	1.9799	2.3578	2.6174	3.1595	3.3735
∞	1.2816	1.6449	1.9600	2.3263	2.5758	3.0902	3.2905

ตาราง ค

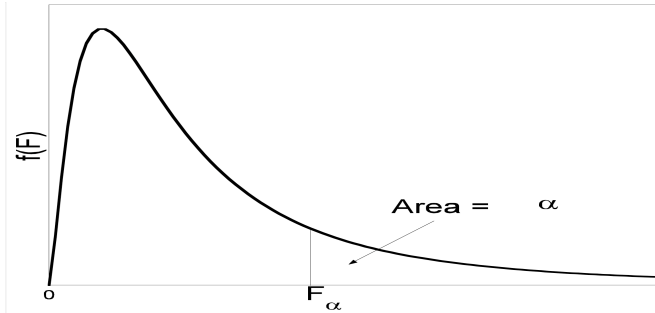
ตารางค่าวิกฤตการแจกแจงความน่าจะเป็นแบบไคสแควร์



d.f.	α									
	0.995	0.990	0.975	0.950	0.900	0.100	0.050	0.025	0.010	0.005
1	0.0000	0.0002	0.0010	0.0039	0.0158	2.7055	3.8415	5.0239	6.6349	7.8794
2	0.0100	0.0201	0.0506	0.1026	0.2107	4.6052	5.9915	7.3778	9.2103	10.5966
3	0.0717	0.1148	0.2158	0.3518	0.5844	6.2514	7.8147	9.3484	11.3449	12.8382
4	0.2070	0.2971	0.4844	0.7107	1.0636	7.7794	9.4877	11.1433	13.2767	14.8603
5	0.4117	0.5543	0.8312	1.1455	1.6103	9.2364	11.0705	12.8325	15.0863	16.7496
6	0.6757	0.8721	1.2373	1.6354	2.2041	10.6446	12.5916	14.4494	16.8119	18.5476
7	0.9893	1.2390	1.6899	2.1673	2.8331	12.0170	14.0671	16.0128	18.4753	20.2777
8	1.3444	1.6465	2.1797	2.7326	3.4895	13.3616	15.5073	17.5345	20.0902	21.9550
9	1.7349	2.0879	2.7004	3.3251	4.1682	14.6837	16.9190	19.0228	21.6660	23.5894
10	2.1559	2.5582	3.2470	3.9403	4.8652	15.9872	18.3070	20.4832	23.2093	25.1882
11	2.6032	3.0535	3.8157	4.5748	5.5778	17.2750	19.6751	21.9200	24.7250	26.7568
12	3.0738	3.5706	4.4038	5.2260	6.3038	18.5493	21.0261	23.3367	26.2170	28.2995
13	3.5650	4.1069	5.0088	5.8919	7.0415	19.8119	22.3620	24.7356	27.6883	29.8195
14	4.0747	4.6604	5.6287	6.5706	7.7895	21.0641	23.6848	26.1189	29.1412	31.3194
15	4.6009	5.2293	6.2621	7.2609	8.5468	22.3071	24.9958	27.4884	30.5779	32.8013
16	5.1422	5.8122	6.9077	7.9616	9.3122	23.5418	26.2962	28.8454	31.9999	34.2672
17	5.6972	6.4078	7.5642	8.6718	10.0852	24.7690	27.5871	30.1910	33.4087	35.7185
18	6.2648	7.0149	8.2307	9.3905	10.8649	25.9894	28.8693	31.5264	34.8053	37.1565
19	6.8440	7.6327	8.9065	10.1170	11.6509	27.2036	30.1435	32.8523	36.1909	38.5823
20	7.4338	8.2604	9.5908	10.8508	12.4426	28.4120	31.4104	34.1696	37.5662	39.9968
21	8.0337	8.8972	10.2829	11.5913	13.2396	29.6151	32.6706	35.4789	38.9322	41.4011
22	8.6427	9.5425	10.9823	12.3380	14.0415	30.8133	33.9244	36.7807	40.2894	42.7957
23	9.2604	10.1957	11.6886	13.0905	14.8480	32.0069	35.1725	38.0756	41.6384	44.1813
24	9.8862	10.8564	12.4012	13.8484	15.6587	33.1962	36.4150	39.3641	42.9798	45.5585
25	10.5197	11.5240	13.1197	14.6114	16.4734	34.3816	37.6525	40.6465	44.3141	46.9279
26	11.1602	12.1981	13.8439	15.3792	17.2919	35.5632	38.8851	41.9232	45.6417	48.2899
27	11.8076	12.8785	14.5734	16.1514	18.1139	36.7412	40.1133	43.1945	46.9629	49.6449
28	12.4613	13.5647	15.3079	16.9279	18.9392	37.9159	41.3371	44.4608	48.2782	50.9934
29	13.1211	14.2565	16.0471	17.7084	19.7677	39.0875	42.5570	45.7223	49.5879	52.3356
30	13.7867	14.9535	16.7908	18.4927	20.5992	40.2560	43.7730	46.9792	50.8922	53.6720
40	20.7065	22.1643	24.4330	26.5093	29.0505	51.8051	55.7585	59.3417	63.6907	66.7660
50	27.9907	29.7067	32.3574	34.7643	37.6886	63.1671	67.5048	71.4202	76.1539	79.4900
60	35.5345	37.4849	40.4817	43.1880	46.4589	74.3970	79.0819	83.2977	88.3794	91.9517
70	43.2752	45.4417	48.7576	51.7393	55.3289	85.5270	90.5312	95.0232	100.4252	104.2149
80	51.1719	53.5401	57.1532	60.3915	64.2778	96.5782	101.8795	106.6286	112.3288	116.3211
90	59.1963	61.7541	65.6466	69.1260	73.2911	107.5650	113.1453	118.1359	124.1163	128.2989
100	67.3276	70.0649	74.2219	77.9295	82.3581	118.4980	124.3421	129.5612	135.8067	140.1695

ตาราง ง

ตารางค่าวิกฤตการแจกแจงความน่าจะเป็นแบบเอฟ ที่ $\alpha = 0.10$



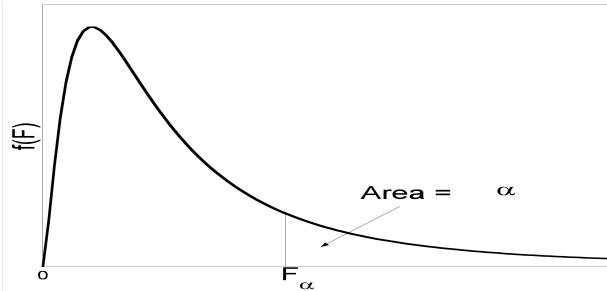
v2	v1								
	1	2	3	4	5	6	7	8	9
1	3.98635	49.5000	5.35932	5.58330	57.2401	5.82044	5.89060	5.94390	5.98576
2	8.5263	9.0000	9.1618	9.2434	9.2926	9.3255	9.3491	9.3668	9.3805
3	5.5383	5.4624	5.3908	5.3426	5.3092	5.2847	5.2662	5.2517	5.2400
4	4.5448	4.3246	4.1909	4.1072	4.0506	4.0097	3.9790	3.9549	3.9357
5	4.0604	3.7797	3.6195	3.5202	3.4530	3.4045	3.3679	3.3393	3.3163
6	3.7759	3.4633	3.2888	3.1808	3.1075	3.0546	3.0145	2.9830	2.9577
7	3.5894	3.2574	3.0741	2.9605	2.8833	2.8274	2.7849	2.7516	2.7247
8	3.4579	3.1131	2.9238	2.8064	2.7264	2.6683	2.6241	2.5893	2.5612
9	3.3603	3.0065	2.8129	2.6927	2.6106	2.5509	2.5053	2.4694	2.4403
10	3.2850	2.9245	2.7277	2.6053	2.5216	2.4606	2.4140	2.3772	2.3473
11	3.2252	2.8595	2.6602	2.5362	2.4512	2.3891	2.3416	2.3040	2.2735
12	3.1765	2.8068	2.6055	2.4801	2.3940	2.3310	2.2828	2.2446	2.2135
13	3.1362	2.7632	2.5603	2.4337	2.3467	2.2830	2.2341	2.1953	2.1638
14	3.1022	2.7265	2.5222	2.3947	2.3069	2.2426	2.1931	2.1539	2.1220
15	3.0732	2.6952	2.4898	2.3614	2.2730	2.2081	2.1582	2.1185	2.0862
16	3.0481	2.6682	2.4618	2.3327	2.2438	2.1783	2.1280	2.0880	2.0553
17	3.0262	2.6446	2.4374	2.3077	2.2183	2.1524	2.1017	2.0613	2.0284
18	3.0070	2.6239	2.4160	2.2858	2.1958	2.1296	2.0785	2.0379	2.0047
19	2.9899	2.6056	2.3970	2.2663	2.1760	2.1094	2.0580	2.0171	1.9836
20	2.9747	2.5893	2.3801	2.2489	2.1582	2.0913	2.0397	1.9985	1.9649
21	2.9610	2.5746	2.3649	2.2333	2.1423	2.0751	2.0233	1.9819	1.9480
22	2.9486	2.5613	2.3512	2.2193	2.1279	2.0605	2.0084	1.9668	1.9327
23	2.9374	2.5493	2.3387	2.2065	2.1149	2.0472	1.9949	1.9531	1.9189
24	2.9271	2.5383	2.3274	2.1949	2.1030	2.0351	1.9826	1.9407	1.9063
25	2.9177	2.5283	2.3170	2.1842	2.0922	2.0241	1.9714	1.9292	1.8947
26	2.9091	2.5191	2.3075	2.1745	2.0822	2.0139	1.9610	1.9188	1.8841
27	2.9012	2.5106	2.2987	2.1655	2.0730	2.0045	1.9515	1.9091	1.8743
28	2.8938	2.5028	2.2906	2.1571	2.0645	1.9959	1.9427	1.9001	1.8652
29	2.8870	2.4955	2.2831	2.1494	2.0566	1.9878	1.9345	1.8918	1.8568
30	2.8807	2.4887	2.2761	2.1422	2.0492	1.9803	1.9269	1.8841	1.8490
40	2.8354	2.4404	2.2261	2.0910	1.9968	1.9269	1.8725	1.8289	1.7929
60	2.7911	2.3933	2.1774	2.0410	1.9457	1.8747	1.8194	1.7748	1.7380
120	2.7478	2.3473	2.1300	1.9923	1.8959	1.8238	1.7675	1.7220	1.6842
∞	2.7055	2.3026	2.0838	1.9449	1.8473	1.7741	1.7167	1.6702	1.6315

ตารางค่าวิกฤตการแจกแจงความน่าจะเป็นแบบเอฟ ที่ $\alpha = 0.10$ (□□□)

v2	v1									
	10	12	15	20	24	30	40	60	120	∞
1	60.1950	60.7052	61.2203	61.7403	62.0020	62.2650	62.5291	62.7943	63.0606	63.3281
2	9.3916	9.4081	9.4247	9.4413	9.4496	9.4579	9.4662	9.4746	9.4829	9.4912
3	5.2304	5.2156	5.2003	5.1845	5.1764	5.1681	5.1597	5.1512	5.1425	5.1337
4	3.9199	3.8955	3.8704	3.8443	3.8310	3.8174	3.8036	3.7896	3.7753	3.7607
5	3.2974	3.2682	3.2380	3.2067	3.1905	3.1741	3.1573	3.1402	3.1228	3.1050
6	2.9369	2.9047	2.8712	2.8363	2.8183	2.8000	2.7812	2.7620	2.7423	2.7222
7	2.7025	2.6681	2.6322	2.5947	2.5753	2.5555	2.5351	2.5142	2.4928	2.4708
8	2.5380	2.5020	2.4642	2.4246	2.4041	2.3830	2.3614	2.3391	2.3162	2.2926
9	2.4163	2.3789	2.3396	2.2983	2.2768	2.2547	2.2320	2.2085	2.1843	2.1592
10	2.3226	2.2841	2.2435	2.2007	2.1784	2.1554	2.1317	2.1072	2.0818	2.0554
11	2.2482	2.2087	2.1671	2.1230	2.1000	2.0762	2.0516	2.0261	1.9997	1.9721
12	2.1878	2.1474	2.1049	2.0597	2.0360	2.0115	1.9861	1.9597	1.9323	1.9036
13	2.1376	2.0966	2.0532	2.0070	1.9827	1.9576	1.9315	1.9043	1.8759	1.8462
14	2.0954	2.0537	2.0095	1.9625	1.9377	1.9119	1.8852	1.8572	1.8280	1.7973
15	2.0593	2.0171	1.9722	1.9243	1.8990	1.8728	1.8454	1.8168	1.7867	1.7551
16	2.0281	1.9854	1.9399	1.8913	1.8656	1.8388	1.8108	1.7816	1.7507	1.7182
17	2.0009	1.9577	1.9117	1.8624	1.8362	1.8090	1.7805	1.7506	1.7191	1.6856
18	1.9770	1.9333	1.8868	1.8368	1.8103	1.7827	1.7537	1.7232	1.6910	1.6567
19	1.9557	1.9117	1.8647	1.8142	1.7873	1.7592	1.7298	1.6988	1.6659	1.6308
20	1.9367	1.8924	1.8449	1.7938	1.7667	1.7382	1.7083	1.6768	1.6433	1.6074
21	1.9197	1.8750	1.8271	1.7756	1.7481	1.7193	1.6890	1.6569	1.6228	1.5862
22	1.9043	1.8593	1.8111	1.7590	1.7312	1.7021	1.6714	1.6389	1.6041	1.5668
23	1.8903	1.8450	1.7964	1.7439	1.7159	1.6864	1.6554	1.6224	1.5871	1.5490
24	1.8775	1.8319	1.7831	1.7302	1.7019	1.6721	1.6407	1.6073	1.5715	1.5327
25	1.8658	1.8200	1.7708	1.7175	1.6890	1.6589	1.6272	1.5934	1.5570	1.5176
26	1.8550	1.8090	1.7596	1.7059	1.6771	1.6468	1.6147	1.5805	1.5437	1.5036
27	1.8451	1.7989	1.7492	1.6951	1.6662	1.6356	1.6032	1.5686	1.5313	1.4906
28	1.8359	1.7895	1.7395	1.6852	1.6560	1.6252	1.5925	1.5575	1.5198	1.4784
29	1.8274	1.7808	1.7306	1.6759	1.6465	1.6155	1.5825	1.5472	1.5090	1.4670
30	1.8195	1.7727	1.7223	1.6673	1.6377	1.6065	1.5732	1.5376	1.4989	1.4564
40	1.7627	1.7146	1.6624	1.6052	1.5741	1.5411	1.5056	1.4672	1.4248	1.3769
60	1.7070	1.6574	1.6034	1.5435	1.5107	1.4755	1.4373	1.3952	1.3476	1.2915
120	1.6524	1.6012	1.5450	1.4821	1.4472	1.4094	1.3676	1.3203	1.2646	1.1926
∞	1.5987	1.5458	1.4871	1.4206	1.3832	1.3419	1.2951	1.2400	1.1686	1.0000

ตาราง จ

ตารางค่าวิกฤตการแจกแจงความน่าจะเป็นแบบเอฟ ที่ $\alpha = 0.05$



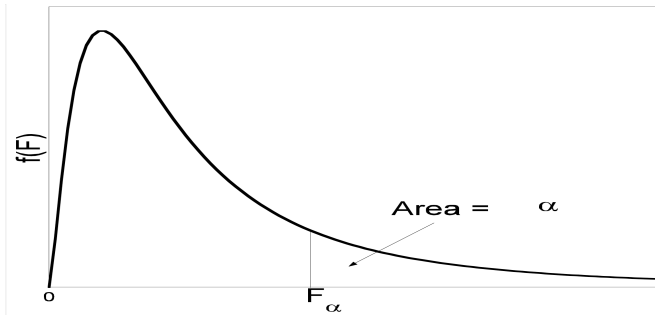
v2	v1								
	1	2	3	4	5	6	7	8	9
1	161.4476	199.5000	215.7074	224.5832	230.1619	233.9860	236.7684	238.827	240.5433
2	18.5128	19.0000	19.1643	19.2468	19.2964	19.3295	19.3532	19.3710	19.3848
3	10.1280	9.5521	9.2766	9.1172	9.0135	8.9406	8.8867	8.8452	8.8123
4	7.7086	6.9443	6.5914	6.3882	6.2561	6.1631	6.0942	6.0410	5.9988
5	6.6079	5.7861	5.4095	5.1922	5.0503	4.9503	4.8759	4.8183	4.7725
6	5.9874	5.1433	4.7571	4.5337	4.3874	4.2839	4.2067	4.1468	4.0990
7	5.5914	4.7374	4.3468	4.1203	3.9715	3.8660	3.7870	3.7257	3.6767
8	5.3177	4.4590	4.0662	3.8379	3.6875	3.5806	3.5005	3.4381	3.3881
9	5.1174	4.2565	3.8625	3.6331	3.4817	3.3738	3.2927	3.2296	3.1789
10	4.9646	4.1028	3.7083	3.4780	3.3258	3.2172	3.1355	3.0717	3.0204
11	4.8443	3.9823	3.5874	3.3567	3.2039	3.0946	3.0123	2.9480	2.8962
12	4.7472	3.8853	3.4903	3.2592	3.1059	2.9961	2.9134	2.8486	2.7964
13	4.6672	3.8056	3.4105	3.1791	3.0254	2.9153	2.8321	2.7669	2.7144
14	4.6001	3.7389	3.3439	3.1122	2.9582	2.8477	2.7642	2.6987	2.6458
15	4.5431	3.6823	3.2874	3.0556	2.9013	2.7905	2.7066	2.6408	2.5876
16	4.4940	3.6337	3.2389	3.0069	2.8524	2.7413	2.6572	2.5911	2.5377
17	4.4513	3.5915	3.1968	2.9647	2.8100	2.6987	2.6143	2.5480	2.4943
18	4.4139	3.5546	3.1599	2.9277	2.7729	2.6613	2.5767	2.5102	2.4563
19	4.3807	3.5219	3.1274	2.8951	2.7401	2.6283	2.5435	2.4768	2.4227
20	4.3512	3.4928	3.0984	2.8661	2.7109	2.5990	2.5140	2.4471	2.3928
21	4.3248	3.4668	3.0725	2.8401	2.6848	2.5727	2.4876	2.4205	2.3660
22	4.3009	3.4434	3.0491	2.8167	2.6613	2.5491	2.4638	2.3965	2.3419
23	4.2793	3.4221	3.0280	2.7955	2.6400	2.5277	2.4422	2.3748	2.3201
24	4.2597	3.4028	3.0088	2.7763	2.6207	2.5082	2.4226	2.3551	2.3002
25	4.2417	3.3852	2.9912	2.7587	2.6030	2.4904	2.4047	2.3371	2.2821
26	4.2252	3.3690	2.9752	2.7426	2.5868	2.4741	2.3883	2.3205	2.2655
27	4.2100	3.3541	2.9604	2.7278	2.5719	2.4591	2.3732	2.3053	2.2501
28	4.1960	3.3404	2.9467	2.7141	2.5581	2.4453	2.3593	2.2913	2.2360
29	4.1830	3.3277	2.9340	2.7014	2.5454	2.4324	2.3463	2.2783	2.2229
30	4.1709	3.3158	2.9223	2.6896	2.5336	2.4205	2.3343	2.2662	2.2107
40	4.0847	3.2317	2.8387	2.6060	2.4495	2.3359	2.2490	2.1802	2.1240
60	4.0012	3.1504	2.7581	2.5252	2.3683	2.2541	2.1665	2.0970	2.0401
120	3.9201	3.0718	2.6802	2.4472	2.2899	2.1750	2.0868	2.0164	1.9588
∞	3.8415	2.9957	2.6049	2.3719	2.2141	2.0986	2.0096	1.9384	1.8799

ตารางค่าวิกฤตการแจกแจงความน่าจะเป็นแบบเอฟ ที่ $\alpha = 0.05$ (ต่อ)

v2	v1									
	10	12	15	20	24	30	40	60	120	∞
1	241.8818	243.9060	245.9499	248.0131	249.0518	250.0952	251.1432	252.1957	253.2529	254.3144
2	19.3959	19.4125	19.4291	19.4458	19.4541	19.4624	19.4707	19.4791	19.4874	19.4957
3	8.7855	8.7446	8.7029	8.6602	8.6385	8.6166	8.5944	8.5720	8.5494	8.5264
4	5.9644	5.9117	5.8578	5.8025	5.7744	5.7459	5.7170	5.6877	5.6581	5.6281
5	4.7351	4.6777	4.6188	4.5581	4.5272	4.4957	4.4638	4.4314	4.3985	4.3650
6	4.0600	3.9999	3.9381	3.8742	3.8415	3.8082	3.7743	3.7398	3.7047	3.6689
7	3.6365	3.5747	3.5107	3.4445	3.4105	3.3758	3.3404	3.3043	3.2674	3.2298
8	3.3472	3.2839	3.2184	3.1503	3.1152	3.0794	3.0428	3.0053	2.9669	2.9276
9	3.1373	3.0729	3.0061	2.9365	2.9005	2.8637	2.8259	2.7872	2.7475	2.7067
10	2.9782	2.9130	2.8450	2.7740	2.7372	2.6996	2.6609	2.6211	2.5801	2.5379
11	2.8536	2.7876	2.7186	2.6464	2.6090	2.5705	2.5309	2.4901	2.4480	2.4045
12	2.7534	2.6866	2.6169	2.5436	2.5055	2.4663	2.4259	2.3842	2.3410	2.2962
13	2.6710	2.6037	2.5331	2.4589	2.4202	2.3803	2.3392	2.2966	2.2524	2.2064
14	2.6022	2.5342	2.4630	2.3879	2.3487	2.3082	2.2664	2.2229	2.1778	2.1307
15	2.5437	2.4753	2.4034	2.3275	2.2878	2.2468	2.2043	2.1601	2.1141	2.0658
16	2.4935	2.4247	2.3522	2.2756	2.2354	2.1938	2.1507	2.1058	2.0589	2.0096
17	2.4499	2.3807	2.3077	2.2304	2.1898	2.1477	2.1040	2.0584	2.0107	1.9604
18	2.4117	2.3421	2.2686	2.1906	2.1497	2.1071	2.0629	2.0166	1.9681	1.9168
19	2.3779	2.3080	2.2341	2.1555	2.1141	2.0712	2.0264	1.9795	1.9302	1.8780
20	2.3479	2.2776	2.2033	2.1242	2.0825	2.0391	1.9938	1.9464	1.8963	1.8432
21	2.3210	2.2504	2.1757	2.0960	2.0540	2.0102	1.9645	1.9165	1.8657	1.8117
22	2.2967	2.2258	2.1508	2.0707	2.0283	1.9842	1.9380	1.8894	1.8380	1.7831
23	2.2747	2.2036	2.1282	2.0476	2.0050	1.9605	1.9139	1.8648	1.8128	1.7570
24	2.2547	2.1834	2.1077	2.0267	1.9838	1.9390	1.8920	1.8424	1.7896	1.7330
25	2.2365	2.1649	2.0889	2.0075	1.9643	1.9192	1.8718	1.8217	1.7684	1.7110
26	2.2197	2.1479	2.0716	1.9898	1.9464	1.9010	1.8533	1.8027	1.7488	1.6906
27	2.2043	2.1323	2.0558	1.9736	1.9299	1.8842	1.8361	1.7851	1.7306	1.6717
28	2.1900	2.1179	2.0411	1.9586	1.9147	1.8687	1.8203	1.7689	1.7138	1.6541
29	2.1768	2.1045	2.0275	1.9446	1.9005	1.8543	1.8055	1.7537	1.6981	1.6376
30	2.1646	2.0921	2.0148	1.9317	1.8874	1.8409	1.7918	1.7396	1.6835	1.6223
40	2.0772	2.0035	1.9245	1.8389	1.7929	1.7444	1.6928	1.6373	1.5766	1.5089
60	1.9926	1.9174	1.8364	1.7480	1.7001	1.6491	1.5943	1.5343	1.4673	1.3893
120	1.9105	1.8337	1.7505	1.6587	1.6084	1.5543	1.4952	1.4290	1.3519	1.2539
∞	1.8307	1.7522	1.6664	1.5705	1.5173	1.4591	1.3940	1.3180	1.2214	1.0000

ตาราง จ

ตารางค่าวิกฤตการแจกแจงความน่าจะเป็นแบบเอฟ ที่ $\alpha = 0.025$



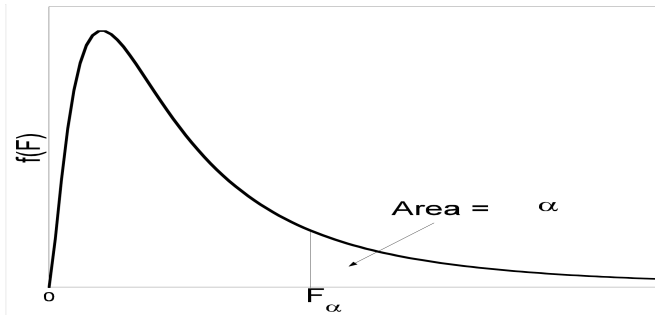
v2	v1								
	1	2	3	4	5	6	7	8	9
1	647.7890	799.5000	864.1630	8995833	921.8479	937.1111	948.2169	956.6562	963.2846
2	385063	39.0000	39.1655	392484	392982	393315	393552	393730	393869
3	17.4434	16.0441	15.4392	15.1010	14.8848	14.7347	14.6244	14.5399	14.4731
4	12.2179	10.6491	9.9792	9.6045	9.3645	9.1973	9.0741	8.9796	8.9047
5	10.0070	8.4336	7.7636	7.3879	7.1464	6.9777	6.8531	6.7572	6.6811
6	8.8131	7.2599	6.5988	6.2272	5.9876	5.8198	5.6955	5.5996	5.5234
7	8.0727	6.5415	5.8898	5.5226	5.2852	5.1186	4.9949	4.8993	4.8232
8	7.5709	6.0595	5.4160	5.0526	4.8173	4.6517	4.5286	4.4333	4.3572
9	7.2093	5.7147	5.0781	4.7181	4.4844	4.3197	4.1970	4.1020	4.0260
10	6.9367	5.4564	4.8256	4.4683	4.2361	4.0721	3.9498	3.8549	3.7790
11	6.7241	5.2559	4.6300	4.2751	4.0440	3.8807	3.7586	3.6638	3.5879
12	6.5538	5.0959	4.4742	4.1212	3.8911	3.7283	3.6065	3.5118	3.4358
13	6.4143	4.9653	4.3472	3.9959	3.7667	3.6043	3.4827	3.3880	3.3120
14	6.2979	4.8567	4.2417	3.8919	3.6634	3.5014	3.3799	3.2853	3.2093
15	6.1995	4.7650	4.1528	3.8043	3.5764	3.4147	3.2934	3.1987	3.1227
16	6.1151	4.6867	4.0768	3.7294	3.5021	3.3406	3.2194	3.1248	3.0488
17	6.0420	4.6189	4.0112	3.6648	3.4379	3.2767	3.1556	3.0610	2.9849
18	5.9781	4.5597	3.9539	3.6083	3.3820	3.2209	3.0999	3.0053	2.9291
19	5.9216	4.5075	3.9034	3.5587	3.3327	3.1718	3.0509	2.9563	2.8801
20	5.8715	4.4613	3.8587	3.5147	3.2891	3.1283	3.0074	2.9128	2.8365
21	5.8266	4.4199	3.8188	3.4754	3.2501	3.0895	2.9686	2.8740	2.7977
22	5.7863	4.3828	3.7829	3.4401	3.2151	3.0546	2.9338	2.8392	2.7628
23	5.7498	4.3492	3.7505	3.4083	3.1835	3.0232	2.9023	2.8077	2.7313
24	5.7166	4.3187	3.7211	3.3794	3.1548	2.9946	2.8738	2.7791	2.7027
25	5.6864	4.2909	3.6943	3.3530	3.1287	2.9685	2.8478	2.7531	2.6766
26	5.6586	4.2655	3.6697	3.3289	3.1048	2.9447	2.8240	2.7293	2.6528
27	5.6331	4.2421	3.6472	3.3067	3.0828	2.9228	2.8021	2.7074	2.6309
28	5.6096	4.2205	3.6264	3.2863	3.0626	2.9027	2.7820	2.6872	2.6106
29	5.5878	4.2006	3.6072	3.2674	3.0438	2.8840	2.7633	2.6686	2.5919
30	5.5675	4.1821	3.5894	3.2499	3.0265	2.8667	2.7460	2.6513	2.5746
40	5.4239	4.0510	3.4633	3.1261	2.9037	2.7444	2.6238	2.5289	2.4519
60	5.2856	3.9253	3.3425	3.0077	2.7863	2.6274	2.5068	2.4117	2.3344
120	5.1523	3.8046	3.2269	2.8943	2.6740	2.5154	2.3948	2.2994	2.2217
∞	5.0239	3.6889	3.1161	2.7858	2.5665	2.4082	2.2875	2.1918	2.1136

ตารางค่าวิกฤตการแจกแจงความน่าจะเป็นแบบเอฟ ที่ $\alpha = 0.025$ (ต่อ)

v2	v1									
	10	12	15	20	24	30	40	60	120	∞
1	9686274	976.7080	9848668	993.1028	997.2493	1001.4144	1005.5981	1009.8001	1014.0202	1018.2583
2	393980	394146	394313	394479	394562	394646	394729	394812	394896	394979
3	14.4189	14.3366	14.2527	14.1674	14.1241	14.0805	14.0365	13.9921	13.9473	13.9021
4	8.8439	8.7512	8.6565	8.5599	8.5109	8.4613	8.4111	8.3604	8.3092	8.2573
5	6.6192	6.5245	6.4277	6.3286	6.2780	6.2269	6.1750	6.1225	6.0693	6.0153
6	5.4613	5.3662	5.2687	5.1684	5.1172	5.0652	5.0125	4.9589	4.9044	4.8491
7	4.7611	4.6658	4.5678	4.4667	4.4150	4.3624	4.3089	4.2544	4.1989	4.1423
8	4.2951	4.1997	4.1012	3.9995	3.9472	3.8940	3.8398	3.7844	3.7279	3.6702
9	3.9639	3.8682	3.7694	3.6669	3.6142	3.5604	3.5055	3.4493	3.3918	3.3329
10	3.7168	3.6209	3.5217	3.4185	3.3654	3.3110	3.2554	3.1984	3.1399	3.0798
11	3.5257	3.4296	3.3299	3.2261	3.1725	3.1176	3.0613	3.0035	2.9441	2.8824
12	3.3736	3.2773	3.1772	3.0728	3.0187	2.9633	2.9063	2.8478	2.7874	2.7249
13	3.2497	3.1532	3.0527	2.9477	2.8932	2.8372	2.7797	2.7204	2.6590	2.5955
14	3.1469	3.0502	2.9493	2.8437	2.7888	2.7324	2.6742	2.6142	2.5519	2.4872
15	3.0602	2.9633	2.8621	2.7559	2.7006	2.6437	2.5850	2.5242	2.4611	2.3953
16	2.9862	2.8890	2.7875	2.6808	2.6252	2.5678	2.5085	2.4471	2.3831	2.3163
17	2.9222	2.8249	2.7230	2.6158	2.5598	2.5020	2.4422	2.3801	2.3153	2.2474
18	2.8664	2.7689	2.6667	2.5590	2.5027	2.4445	2.3842	2.3214	2.2558	2.1869
19	2.8172	2.7196	2.6171	2.5089	2.4523	2.3937	2.3329	2.2696	2.2032	2.1333
20	2.7737	2.6758	2.5731	2.4645	2.4076	2.3486	2.2873	2.2234	2.1562	2.0853
21	2.7348	2.6368	2.5338	2.4247	2.3675	2.3082	2.2465	2.1819	2.1141	2.0422
22	2.6998	2.6017	2.4984	2.3890	2.3315	2.2718	2.2097	2.1446	2.0760	2.0032
23	2.6682	2.5699	2.4665	2.3567	2.2989	2.2389	2.1763	2.1107	2.0415	1.9677
24	2.6396	2.5411	2.4374	2.3273	2.2693	2.2090	2.1460	2.0799	2.0099	1.9353
25	2.6135	2.5149	2.4110	2.3005	2.2422	2.1816	2.1183	2.0516	1.9811	1.9055
26	2.5896	2.4908	2.3867	2.2759	2.2174	2.1565	2.0928	2.0257	1.9545	1.8781
27	2.5676	2.4688	2.3644	2.2533	2.1946	2.1334	2.0693	2.0018	1.9299	1.8527
28	2.5473	2.4484	2.3438	2.2324	2.1735	2.1121	2.0477	1.9797	1.9072	1.8291
29	2.5286	2.4295	2.3248	2.2131	2.1540	2.0923	2.0276	1.9591	1.8861	1.8072
30	2.5112	2.4120	2.3072	2.1952	2.1359	2.0739	2.0089	1.9400	1.8664	1.7867
40	2.3882	2.2882	2.1819	2.0677	2.0069	1.9429	1.8752	1.8028	1.7242	1.6371
60	2.2702	2.1692	2.0613	1.9445	1.8817	1.8152	1.7440	1.6668	1.5810	1.4821
120	2.1570	2.0548	1.9450	1.8249	1.7597	1.6899	1.6141	1.5299	1.4327	1.3104
∞	2.0483	1.9447	1.8326	1.7085	1.6402	1.5660	1.4835	1.3883	1.2684	1.0000

ตาราง ข

ตารางค่าวิกฤตการแจกแจงความน่าจะเป็นแบบเอฟ ที่ $\alpha = 0.01$



v2	v1								
	1	2	3	4	5	6	7	8	9
1	4052.1807	4999.5000	5403.3520	5624.5833	5763.6496	5858.861	5928.3557	5981.0703	6022.4732
2	9.85025	9.90000	9.91662	9.92494	9.92993	9.93326	9.93564	9.93742	9.93881
3	34.1162	30.8165	29.4567	28.7099	28.2371	27.9107	27.6717	27.4892	27.3452
4	21.1977	18.0000	16.6944	15.9770	15.5219	15.2069	14.9758	14.7989	14.6591
5	16.2582	13.2739	12.0600	11.3919	10.9670	10.6723	10.4555	10.2893	10.1578
6	13.7450	10.9248	9.7795	9.1483	8.7459	8.4661	8.2600	8.1017	7.9761
7	12.2464	9.5466	8.4513	7.8466	7.4604	7.1914	6.9928	6.8400	6.7188
8	11.2586	8.6491	7.5910	7.0061	6.6318	6.3707	6.1776	6.0289	5.9106
9	10.5614	8.0215	6.9919	6.4221	6.0569	5.8018	5.6129	5.4671	5.3511
10	10.0443	7.5594	6.5523	5.9943	5.6363	5.3858	5.2001	5.0567	4.9424
11	9.6460	7.2057	6.2167	5.6683	5.3160	5.0692	4.8861	4.7445	4.6315
12	9.3302	6.9266	5.9525	5.4120	5.0643	4.8206	4.6395	4.4994	4.3875
13	9.0738	6.7010	5.7394	5.2053	4.8616	4.6204	4.4410	4.3021	4.1911
14	8.8616	6.5149	5.5639	5.0354	4.6950	4.4558	4.2779	4.1399	4.0297
15	8.6831	6.3589	5.4170	4.8932	4.5556	4.3183	4.1415	4.0045	3.8948
16	8.5310	6.2262	5.2922	4.7726	4.4374	4.2016	4.0259	3.8896	3.7804
17	8.3997	6.1121	5.1850	4.6690	4.3359	4.1015	3.9267	3.7910	3.6822
18	8.2854	6.0129	5.0919	4.5790	4.2479	4.0146	3.8406	3.7054	3.5971
19	8.1849	5.9259	5.0103	4.5003	4.1708	3.9386	3.7653	3.6305	3.5225
20	8.0960	5.8489	4.9382	4.4307	4.1027	3.8714	3.6987	3.5644	3.4567
21	8.0166	5.7804	4.8740	4.3688	4.0421	3.8117	3.6396	3.5056	3.3981
22	7.9454	5.7190	4.8166	4.3134	3.9880	3.7583	3.5867	3.4530	3.3458
23	7.8811	5.6637	4.7649	4.2636	3.9392	3.7102	3.5390	3.4057	3.2986
24	7.8229	5.6136	4.7181	4.2184	3.8951	3.6667	3.4959	3.3629	3.2560
25	7.7698	5.5680	4.6755	4.1774	3.8550	3.6272	3.4568	3.3239	3.2172
26	7.7213	5.5263	4.6366	4.1400	3.8183	3.5911	3.4210	3.2884	3.1818
27	7.6767	5.4881	4.6009	4.1056	3.7848	3.5580	3.3882	3.2558	3.1494
28	7.6356	5.4529	4.5681	4.0740	3.7539	3.5276	3.3581	3.2259	3.1195
29	7.5977	5.4204	4.5378	4.0449	3.7254	3.4995	3.3303	3.1982	3.0920
30	7.5625	5.3903	4.5097	4.0179	3.6990	3.4735	3.3045	3.1726	3.0665
40	7.3141	5.1785	4.3126	3.8283	3.5138	3.2910	3.1238	2.9930	2.8876
60	7.0771	4.9774	4.1259	3.6490	3.3389	3.1187	2.9530	2.8233	2.7185
120	6.8509	4.7865	3.9491	3.4795	3.1735	2.9559	2.7918	2.6629	2.5586
∞	6.6349	4.6052	3.7816	3.3192	3.0173	2.8020	2.6393	2.5113	2.4073

ตารางค่าวิกฤตการแจกแจงความน่าจะเป็นแบบเอฟ ที่ $\alpha = 0.01$ (ต่อ)

v2	v1									
	10	12	15	20	24	30	40	60	120	∞
1	6055.8467	6106.3207	6157.2846	6208.7302	6234.6309	6260.6486	6286.7821	6313.0301	6339.3913	6365.8644
2	99.3992	99.4159	99.4325	99.4492	99.4575	99.4658	99.4742	99.4825	99.4908	99.4992
3	27.2287	27.0518	26.8722	26.6898	26.5975	26.5045	26.4108	26.3164	26.2211	26.1252
4	14.5459	14.3736	14.1982	14.0196	13.9291	13.8377	13.7454	13.6522	13.5581	13.4631
5	10.0510	9.8888	9.7222	9.5526	9.4665	9.3793	9.2912	9.2020	9.1118	9.0204
6	7.8741	7.7183	7.5590	7.3958	7.3127	7.2285	7.1432	7.0567	6.9690	6.8800
7	6.6201	6.4691	6.3143	6.1554	6.0743	5.9920	5.9084	5.8236	5.7373	5.6495
8	5.8143	5.6667	5.5151	5.3591	5.2793	5.1981	5.1156	5.0316	4.9461	4.8588
9	5.2565	5.1114	4.9621	4.8080	4.7290	4.6486	4.5666	4.4831	4.3978	4.3105
10	4.8491	4.7059	4.5581	4.4054	4.3269	4.2469	4.1653	4.0819	3.9965	3.9090
11	4.5393	4.3974	4.2509	4.0990	4.0209	3.9411	3.8596	3.7761	3.6904	3.6024
12	4.2961	4.1553	4.0096	3.8584	3.7805	3.7008	3.6192	3.5355	3.4494	3.3608
13	4.1003	3.9603	3.8154	3.6646	3.5868	3.5070	3.4253	3.3413	3.2548	3.1654
14	3.9394	3.8001	3.6557	3.5052	3.4274	3.3476	3.2656	3.1813	3.0942	3.0040
15	3.8049	3.6662	3.5222	3.3719	3.2940	3.2141	3.1319	3.0471	2.9595	2.8684
16	3.6909	3.5527	3.4089	3.2587	3.1808	3.1007	3.0182	2.9330	2.8447	2.7528
17	3.5931	3.4552	3.3117	3.1615	3.0835	3.0032	2.9205	2.8348	2.7459	2.6530
18	3.5082	3.3706	3.2273	3.0771	2.9990	2.9185	2.8354	2.7493	2.6597	2.5660
19	3.4338	3.2965	3.1533	3.0031	2.9249	2.8442	2.7608	2.6742	2.5839	2.4893
20	3.3682	3.2311	3.0880	2.9377	2.8594	2.7785	2.6947	2.6077	2.5168	2.4212
21	3.3098	3.1730	3.0300	2.8796	2.8010	2.7200	2.6359	2.5484	2.4568	2.3603
22	3.2576	3.1209	2.9779	2.8274	2.7488	2.6675	2.5831	2.4951	2.4029	2.3055
23	3.2106	3.0740	2.9311	2.7805	2.7017	2.6202	2.5355	2.4471	2.3542	2.2568
24	3.1681	3.0316	2.8887	2.7380	2.6591	2.5773	2.4923	2.4035	2.3100	2.2107
25	3.1294	2.9931	2.8502	2.6993	2.6203	2.5383	2.4530	2.3637	2.2696	2.1694
26	3.0941	2.9578	2.8150	2.6640	2.5848	2.5026	2.4170	2.3273	2.2325	2.1315
27	3.0618	2.9256	2.7827	2.6316	2.5522	2.4699	2.3840	2.2938	2.1985	2.0965
28	3.0320	2.8959	2.7530	2.6017	2.5223	2.4397	2.3535	2.2629	2.1670	2.0642
29	3.0045	2.8685	2.7256	2.5742	2.4946	2.4118	2.3253	2.2344	2.1379	2.0342
30	2.9791	2.8431	2.7002	2.5487	2.4689	2.3860	2.2992	2.2079	2.1108	2.0062
40	2.8005	2.6648	2.5216	2.3689	2.2880	2.2034	2.1142	2.0194	1.9172	1.8047
60	2.6318	2.4961	2.3523	2.1978	2.1154	2.0285	1.9360	1.8363	1.7263	1.6006
120	2.4721	2.3363	2.1915	2.0346	1.9500	1.8600	1.7628	1.6557	1.5330	1.3805
∞	2.3209	2.1847	2.0385	1.8783	1.7908	1.6964	1.5923	1.4730	1.3246	1.0000

ตาราง ข

ตารางค่าสถิติ Durbin-Watson ค่าของ d_L และ d_U ที่ระดับนัยสำคัญ 5%
 k คือ จำนวนตัวแปรอิสระ (ไม่รวมพจน์จุดตัดแกน Y)

n	k=1		k=2		k=3		k=4		k=5		k=6		k=7	
	dL	dU	dL	dU	dL	dU	dL	dU	dL	dU	dL	dU	dL	dU
6	0.610	1.400												
7	0.700	1.356	0.467	1.896										
8	0.763	1.332	0.559	1.777	0.368	2.287								
9	0.824	1.320	0.629	1.699	0.455	2.128	0.296	2.588						
10	0.879	1.320	0.697	1.641	0.525	2.016	0.376	2.414	0.243	2.822				
11	0.927	1.324	0.758	1.604	0.595	1.928	0.444	2.283	0.316	2.645	0.203	3.005		
12	0.971	1.331	0.812	1.579	0.658	1.864	0.512	2.177	0.379	2.506	0.268	2.832	0.171	3.149
13	1.010	1.340	0.861	1.562	0.715	1.816	0.574	2.094	0.445	2.390	0.328	2.692	0.230	2.985
14	1.045	1.350	0.905	1.551	0.767	1.779	0.632	2.030	0.505	2.296	0.389	2.572	0.286	2.848
15	1.077	1.361	0.946	1.543	0.814	1.750	0.685	1.977	0.562	2.220	0.447	2.472	0.343	2.727
16	1.106	1.371	0.982	1.539	0.857	1.728	0.734	1.935	0.615	2.157	0.502	2.388	0.398	2.624
17	1.133	1.381	1.015	1.536	0.897	1.710	0.779	1.900	0.664	2.104	0.554	2.318	0.451	2.537
18	1.158	1.391	1.046	1.535	0.933	1.696	0.820	1.872	0.710	2.060	0.603	2.257	0.502	2.461
19	1.180	1.401	1.074	1.536	0.967	1.685	0.859	1.848	0.752	2.023	0.649	2.206	0.549	2.396
20	1.201	1.411	1.100	1.537	0.998	1.676	0.894	1.828	0.792	1.991	0.692	2.162	0.595	2.339
21	1.221	1.420	1.125	1.538	1.026	1.669	0.927	1.812	0.829	1.964	0.732	2.124	0.637	2.290
22	1.239	1.429	1.147	1.541	1.053	1.664	0.958	1.797	0.863	1.940	0.769	2.090	0.677	2.246
23	1.257	1.437	1.168	1.543	1.078	1.660	0.986	1.785	0.895	1.920	0.804	2.061	0.715	2.208
24	1.273	1.446	1.188	1.546	1.101	1.656	1.013	1.775	0.925	1.902	0.837	2.035	0.751	2.174
25	1.288	1.454	1.206	1.550	1.123	1.654	1.038	1.767	0.953	1.886	0.868	2.012	0.784	2.144
26	1.302	1.461	1.224	1.553	1.143	1.652	1.062	1.759	0.979	1.873	0.897	1.992	0.816	2.117
27	1.316	1.469	1.240	1.556	1.162	1.651	1.084	1.753	1.004	1.861	0.925	1.974	0.845	2.093
28	1.328	1.476	1.255	1.560	1.181	1.650	1.104	1.747	1.028	1.850	0.951	1.958	0.874	2.071
29	1.341	1.483	1.270	1.563	1.198	1.650	1.124	1.743	1.050	1.841	0.975	1.944	0.900	2.052
30	1.352	1.489	1.284	1.567	1.214	1.650	1.143	1.739	1.071	1.833	0.998	1.931	0.926	2.034
31	1.363	1.496	1.297	1.570	1.229	1.650	1.160	1.735	1.090	1.825	1.020	1.920	0.950	2.018
32	1.373	1.502	1.309	1.574	1.244	1.650	1.177	1.732	1.109	1.819	1.041	1.909	0.972	2.004
33	1.383	1.508	1.321	1.577	1.258	1.651	1.193	1.730	1.127	1.813	1.061	1.900	0.994	1.991
34	1.393	1.514	1.333	1.580	1.271	1.652	1.208	1.728	1.144	1.808	1.080	1.891	1.015	1.979
35	1.402	1.519	1.343	1.584	1.283	1.652	1.222	1.726	1.160	1.803	1.097	1.884	1.034	1.967
36	1.411	1.525	1.354	1.587	1.295	1.654	1.236	1.724	1.175	1.799	1.114	1.877	1.053	1.957
37	1.419	1.530	1.364	1.590	1.307	1.655	1.249	1.723	1.190	1.795	1.131	1.870	1.071	1.948
38	1.427	1.535	1.373	1.594	1.318	1.656	1.261	1.722	1.204	1.792	1.146	1.864	1.088	1.939
39	1.435	1.540	1.382	1.597	1.328	1.658	1.273	1.722	1.218	1.789	1.161	1.859	1.104	1.932
40	1.442	1.544	1.391	1.600	1.338	1.659	1.285	1.721	1.230	1.786	1.175	1.854	1.120	1.924
45	1.475	1.566	1.430	1.615	1.383	1.666	1.336	1.720	1.287	1.776	1.238	1.835	1.189	1.895
50	1.503	1.585	1.462	1.628	1.421	1.674	1.378	1.721	1.335	1.771	1.291	1.822	1.246	1.875
55	1.528	1.601	1.490	1.641	1.452	1.681	1.414	1.724	1.374	1.768	1.334	1.814	1.294	1.861
60	1.549	1.616	1.514	1.652	1.480	1.689	1.444	1.727	1.408	1.767	1.372	1.808	1.335	1.850
65	1.567	1.629	1.536	1.662	1.503	1.696	1.471	1.731	1.438	1.767	1.404	1.805	1.370	1.843
70	1.583	1.641	1.554	1.672	1.525	1.703	1.494	1.735	1.464	1.768	1.433	1.802	1.401	1.837
75	1.598	1.652	1.571	1.680	1.543	1.709	1.515	1.739	1.487	1.770	1.458	1.801	1.428	1.834
80	1.611	1.662	1.586	1.688	1.560	1.715	1.534	1.743	1.507	1.772	1.480	1.801	1.453	1.831
85	1.624	1.671	1.600	1.696	1.575	1.721	1.550	1.747	1.525	1.774	1.500	1.801	1.474	1.829
90	1.635	1.679	1.612	1.703	1.589	1.726	1.566	1.751	1.542	1.776	1.518	1.801	1.494	1.827
95	1.645	1.687	1.623	1.709	1.602	1.732	1.579	1.755	1.557	1.778	1.535	1.802	1.512	1.827
100	1.654	1.694	1.634	1.715	1.613	1.736	1.592	1.758	1.571	1.780	1.550	1.803	1.528	1.826
150	1.720	1.746	1.706	1.760	1.693	1.774	1.679	1.788	1.665	1.802	1.651	1.817	1.637	1.832
200	1.758	1.778	1.748	1.789	1.738	1.799	1.728	1.810	1.718	1.820	1.707	1.831	1.697	1.841

ตาราง ณ

ตารางค่าสถิติ Durbin-Watson ค่าของ d_L และ d_U ที่ระดับนัยสำคัญ 1%
 k คือ จำนวนตัวแปรอิสระ (ไม่รวมพจน์จุดตัดแกน Y)

n	k=1		k=2		k=3		k=4		k=5		k=6		k=7	
	dL	dU	dL	dU	dL	dU	dL	dU	dL	dU	dL	dU	dL	dU
6	0.610	1.400												
7	0.700	1.356	0.467	1.896										
8	0.763	1.332	0.559	1.777	0.368	2.287								
9	0.824	1.320	0.629	1.699	0.455	2.128	0.296	2.588						
10	0.879	1.320	0.697	1.641	0.525	2.016	0.376	2.414	0.243	2.822				
11	0.927	1.324	0.758	1.604	0.595	1.928	0.444	2.283	0.316	2.645	0.203	3.005		
12	0.971	1.331	0.812	1.579	0.658	1.864	0.512	2.177	0.379	2.506	0.268	2.832	0.171	3.149
13	1.010	1.340	0.861	1.562	0.715	1.816	0.574	2.094	0.445	2.390	0.328	2.692	0.230	2.985
14	1.045	1.350	0.905	1.551	0.767	1.779	0.632	2.030	0.505	2.296	0.389	2.572	0.286	2.848
15	1.077	1.361	0.946	1.543	0.814	1.750	0.685	1.977	0.562	2.220	0.447	2.472	0.343	2.727
16	1.106	1.371	0.982	1.539	0.857	1.728	0.734	1.935	0.615	2.157	0.502	2.388	0.398	2.624
17	1.133	1.381	1.015	1.536	0.897	1.710	0.779	1.900	0.664	2.104	0.554	2.318	0.451	2.537
18	1.158	1.391	1.046	1.535	0.933	1.696	0.820	1.872	0.710	2.060	0.603	2.257	0.502	2.461
19	1.180	1.401	1.074	1.536	0.967	1.685	0.859	1.848	0.752	2.023	0.649	2.206	0.549	2.396
20	1.201	1.411	1.100	1.537	0.998	1.676	0.894	1.828	0.792	1.991	0.692	2.162	0.595	2.339
21	1.221	1.420	1.125	1.538	1.026	1.669	0.927	1.812	0.829	1.964	0.732	2.124	0.637	2.290
22	1.239	1.429	1.147	1.541	1.053	1.664	0.958	1.797	0.863	1.940	0.769	2.090	0.677	2.246
23	1.257	1.437	1.168	1.543	1.078	1.660	0.986	1.785	0.895	1.920	0.804	2.061	0.715	2.208
24	1.273	1.446	1.188	1.546	1.101	1.656	1.013	1.775	0.925	1.902	0.837	2.035	0.751	2.174
25	1.288	1.454	1.206	1.550	1.123	1.654	1.038	1.767	0.953	1.886	0.868	2.012	0.784	2.144
26	1.302	1.461	1.224	1.553	1.143	1.652	1.062	1.759	0.979	1.873	0.897	1.992	0.816	2.117
27	1.316	1.469	1.240	1.556	1.162	1.651	1.084	1.753	1.004	1.861	0.925	1.974	0.845	2.093
28	1.328	1.476	1.255	1.560	1.181	1.650	1.104	1.747	1.028	1.850	0.951	1.958	0.874	2.071
29	1.341	1.483	1.270	1.563	1.198	1.650	1.124	1.743	1.050	1.841	0.975	1.944	0.900	2.052
30	1.352	1.489	1.284	1.567	1.214	1.650	1.143	1.739	1.071	1.833	0.998	1.931	0.926	2.034
31	1.363	1.496	1.297	1.570	1.229	1.650	1.160	1.735	1.090	1.825	1.020	1.920	0.950	2.018
32	1.373	1.502	1.309	1.574	1.244	1.650	1.177	1.732	1.109	1.819	1.041	1.909	0.972	2.004
33	1.383	1.508	1.321	1.577	1.258	1.651	1.193	1.730	1.127	1.813	1.061	1.900	0.994	1.991
34	1.393	1.514	1.333	1.580	1.271	1.652	1.208	1.728	1.144	1.808	1.080	1.891	1.015	1.979
35	1.402	1.519	1.343	1.584	1.283	1.652	1.222	1.726	1.160	1.803	1.097	1.884	1.034	1.967
36	1.411	1.525	1.354	1.587	1.295	1.654	1.236	1.724	1.175	1.799	1.114	1.877	1.053	1.957
37	1.419	1.530	1.364	1.590	1.307	1.655	1.249	1.723	1.190	1.795	1.131	1.870	1.071	1.948
38	1.427	1.535	1.373	1.594	1.318	1.656	1.261	1.722	1.204	1.792	1.146	1.864	1.088	1.939
39	1.435	1.540	1.382	1.597	1.328	1.658	1.273	1.722	1.218	1.789	1.161	1.859	1.104	1.932
40	1.442	1.544	1.391	1.600	1.338	1.659	1.285	1.721	1.230	1.786	1.175	1.854	1.120	1.924
45	1.475	1.566	1.430	1.615	1.383	1.666	1.336	1.720	1.287	1.776	1.238	1.835	1.189	1.895
50	1.503	1.585	1.462	1.628	1.421	1.674	1.378	1.721	1.335	1.771	1.291	1.822	1.246	1.875
55	1.528	1.601	1.490	1.641	1.452	1.681	1.414	1.724	1.374	1.768	1.334	1.814	1.294	1.861
60	1.549	1.616	1.514	1.652	1.480	1.689	1.444	1.727	1.408	1.767	1.372	1.808	1.335	1.850
65	1.567	1.629	1.536	1.662	1.503	1.696	1.471	1.731	1.438	1.767	1.404	1.805	1.370	1.843
70	1.583	1.641	1.554	1.672	1.525	1.703	1.494	1.735	1.464	1.768	1.433	1.802	1.401	1.837
75	1.598	1.652	1.571	1.680	1.543	1.709	1.515	1.739	1.487	1.770	1.458	1.801	1.428	1.834
80	1.611	1.662	1.586	1.688	1.560	1.715	1.534	1.743	1.507	1.772	1.480	1.801	1.453	1.831
85	1.624	1.671	1.600	1.696	1.575	1.721	1.550	1.747	1.525	1.774	1.500	1.801	1.474	1.829
90	1.635	1.679	1.612	1.703	1.589	1.726	1.566	1.751	1.542	1.776	1.518	1.801	1.494	1.827
95	1.645	1.687	1.623	1.709	1.602	1.732	1.579	1.755	1.557	1.778	1.535	1.802	1.512	1.827
100	1.654	1.694	1.634	1.715	1.613	1.736	1.592	1.758	1.571	1.780	1.550	1.803	1.528	1.826
150	1.720	1.746	1.706	1.760	1.693	1.774	1.679	1.788	1.665	1.802	1.651	1.817	1.637	1.832
200	1.758	1.778	1.748	1.789	1.738	1.799	1.728	1.810	1.718	1.820	1.707	1.831	1.697	1.841